

SUPER LONG FRONT

ZAXIS130 / ZAXIS210_{LC} / ZAXIS240_{LC} / ZAXIS330_{LC}

A P P L I C A T I O N & A T T A C H M E N T



Model Code	ZX130 H14	ZX210LC-5G H15	ZX210LC-5G H18	ZX240LC-5G H18	ZX240LC-5G H20	ZX330LC-5G H20	ZX330LC-5G H22
Engine Rated Power	65 kW (87 HP)	125 kW (168 HP)	125 kW (168 HP)	132 kW (177 HP)	132 kW (177 HP)	184 kW (246 HP)	184 kW (246 HP)
Back hoe Bucket (ISO Heaped)	0.19 m ³	0.50 m ³	0.30 m ³	0.59 m ³	0.36 m ³	0.59 m ³	0.40 m ³
Operating Weight	13 700 kg	23 400 - 24 000 kg	24 300 kg	27 300 - 28 000 kg	27 500 - 28 300 kg	36 800 - 37 800 kg	36 900 - 37 800 kg

Hitachi Super Long Front Higher, Deeper and Longer – Working for Extra Production



Easier Truck Loading

Truck Loading

Min. dumping height

Note: The bucket may interfere with the side of a truck body depending on the height of the side.

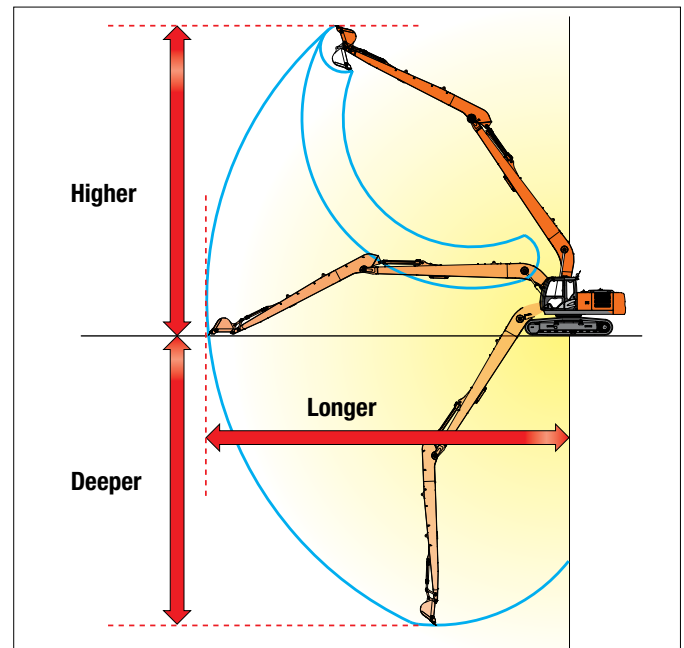
Minimum dumping height

		Minimum dumping height mm
ZX130	TYPE H14	1 980
ZX210LC-5G	TYPE H15	2 300
	TYPE H18	2 370
ZX240LC-5G	TYPE H18	2 310
	TYPE H20	2 310
ZX330LC-5G	TYPE H20	2 300
	TYPE H22	2 300

Longer Reach – Wider Working Ranges


		Longer	Higher	Deeper
		Maximum digging reach mm	Maximum cutting height mm	Maximum digging depth mm
ZX130	TYPE H14	14 270	12 820	11 330
ZX210LC-5G	TYPE H15	15 460	13 790	11 940
	TYPE H18	18 340	15 680	14 720
ZX240LC-5G	TYPE H18	18 290	15 690	14 430
	TYPE H20	20 000	16 260	16 350
ZX330LC-5G	TYPE H20	20 470	15 810	16 050
	TYPE H22	22 020	16 960	17 380

Working Ranges



Strengthened Front Structure to Boost Reliability

- Areas to high load are reinforced.
- High durability bosses are adopted in the front structure.



The arm-top boss is WC thermal-sprayed to increase wear resistance on mating surface.



Clearance, resulting from wear, can be adjusted using bucket shims.



SPECIFICATIONS

ZX130 TYPE H14 SUPER LONG FRONT

ENGINE

Model	Isuzu CC-4BG1TC
Type	4-cycle water-cooled, direct injection
Aspiration	Turbocharged, intercooled
No. of cylinders	4
Rated power	
ISO 9249, net	65 kW (87 HP) at 2 150 min ⁻¹ (rpm)
SAE J1349, net	65 kW (87 HP) at 2 150 min ⁻¹ (rpm)
Maximum torque	340 Nm (35 kgfm) at 1 600 min ⁻¹ (rpm)
Piston displacement ..	4.329 L
Bore and stroke	105 mm x 125 mm
Batteries	2 x 12 V / 55 Ah
Governor	Mechanical speed control with stepping motor

HYDRAULIC SYSTEM

Hydraulic Pumps

Main pumps	2 variable displacement axial piston pumps
Maximum oil flow ..	2 x 105 L/min
Pilot pump	1 gear pump
Maximum oil flow ..	33 L/min

Hydraulic Motors

Travel	2 variable displacement axial piston motors
Swing	1 axial piston motor

Relief Valve Settings

Implement circuit	34.3 MPa (350 kgf/cm ²)
Swing circuit	27.7 MPa (282 kgf/cm ²)
Travel circuit	34.3 MPa (350 kgf/cm ²)
Pilot circuit	3.9 MPa (40 kgf/cm ²)

Hydraulic Cylinders

	Quantity	Bore	Rod diameter
Boom	2	105 mm	70 mm
Arm	1	120 mm	90 mm
Bucket	1	85 mm	55 mm

BUCKET SPECIFICATIONS AND COMPATIBILITY

ZX130

	Capacity ISO heaped	Width Without side cutters	Weight	Recommendation
				ZX130 H14
Backhoe	0.19 m ³	490 mm	160 kg	◎
Slope finishing	-	1 500 mm	250 kg	◇
Max. weight				500 kg

- ◎ Suitable for materials with density of 1 800 kg/m³ or less
- ◇ Slope-finishing service

UNDERCARRIAGE

Tracks

Heat-treated connecting pins with dirt seals. Hydraulic (grease) track adjusters with shock-absorbing recoil springs.

Numbers of Rollers and Shoes on Each Side

Upper rollers	1
Lower rollers	7
Track shoes	44
Track guard	1

Traction Device

Each track driven by 2-speed axial piston motor. Parking brake is spring set/hydraulic-released disc type. Automatic transmission system: High-Low.

Travel speeds	High : 0 to 5.5 km/h
	Low : 0 to 3.4 km/h

Maximum traction force .. 102 kN (10 400 kgf)

Gradeability

70% (35 degree) continuous

UPPERSTRUCTURE

Revolving Frame

D-section skirt for resistance to deformation.

Swing Device

Axial piston motor with planetary reduction gear is bathed in oil. Swing circle is single-row. Swing parking brake is spring-set/hydraulic-released disc type.

Swing speed	13.7 min ⁻¹ (rpm)
Swing Tongue	29kNm (2980kgfm)

Operator's Cab

Independent roomy cab, 1 005 mm wide by 1 675 mm high, conforming to ISO* Standards.

*International Organization for Standardization

SERVICE REFILL CAPACITIES

Fuel tank	250.0 L
Engine coolant	19.0 L
Engine oil	15.8 L
Swing device	3.2 L
Travel device (each side).....	4.0 L
Hydraulic system	130.0 L
Hydraulic oil tank	69.0 L

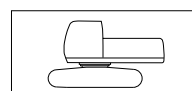
WEIGHTS AND GROUND PRESSURE

ZX130 TYPE H14 SUPER LONG FRONT

Equipped with 7.93 m boom, 5.53 m arm and 0.19 m³ bucket (ISO heaped), 3 360 kg counterweight.

Shoe type	Shoe width	Operating weight	Ground pressure
Triple grouser	700 mm	13 700 kg	30 kPa (0.31 kgf/cm ²)

Basic Machine Weight and Overall Width



Excluding front end attachment, additional counterweight, fuel, hydraulic oil, coolant, etc. Including counterweight.

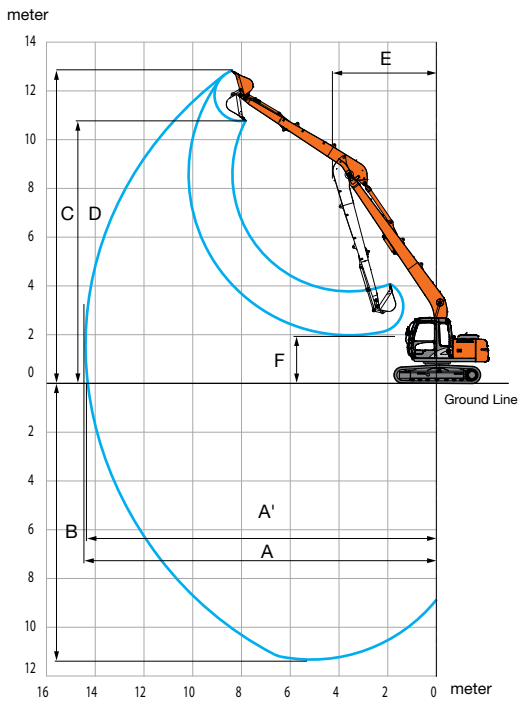
ZX130

Shoe width	Weight	Overall width
700 mm	10 600 kg	2 690 mm

SPECIFICATIONS

ZX130 TYPE H14 SUPER LONG FRONT

WORKING RANGES

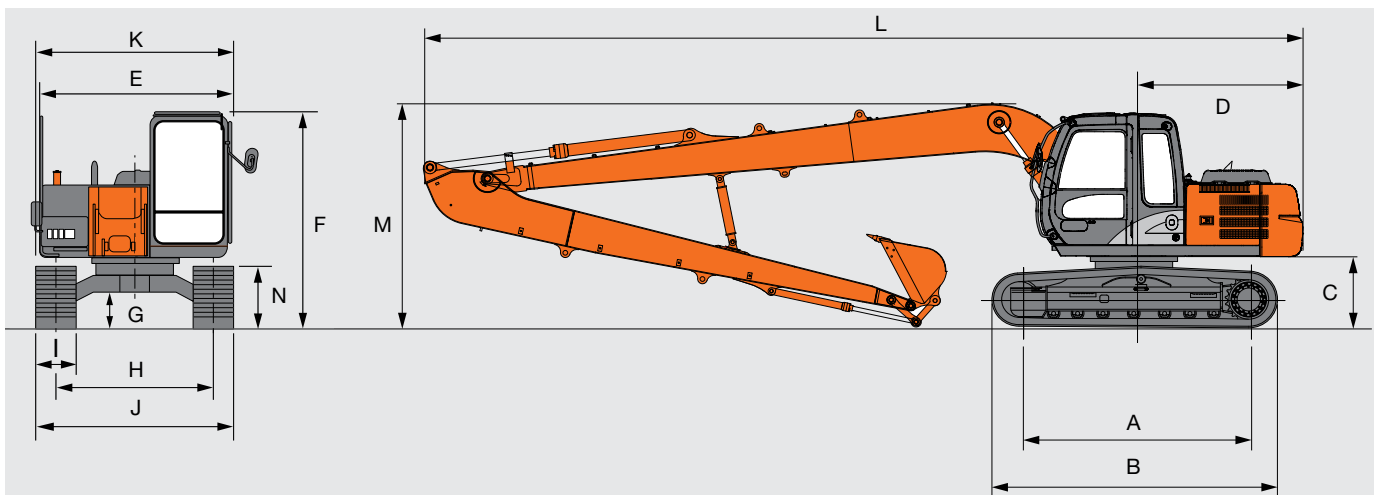


Unit: mm

	ZX130 TYPE H14
A Max. digging reach	14 270
A' Max. digging reach (on ground)	14 200
B Max. digging depth	11 330
C Max. cutting height	12 820
D Max. dumping height	10 770
E Min. swing radius	4 260
F Min. dumping height	1 980
Bucket digging force ISO	66 kN (6 750 kgf)
Bucket digging force SAE	58 kN (5 900 kgf)
Arm crowd force ISO	31 kN (3 200 kgf)
Arm crowd force SAE	30 kN (3 100 kgf)

•Excluding track shoe lug

DIMENSIONS



	ZX130 TYPE H14
A Distance between Tumblers	2 880
B Undercarriage Length	3 580
* C Counterweight Clearance	*890
D Rear-end Swing Radius	2 130
E Overall Width of Upperstructure	2 460
F Cab Height	2 740
* G Minimum Ground Clearance	*440
H Track Gauge	1 990
I Track Shoe Width	700 (Grouser shoe)
J Undercarriage Width	2 690
K Overall Width	2 690
L Overall Length	10 990
M Overall Height	2 820
N Track Height with Triple Grouser Shoes	790

* Excluding track shoe lug

LIFTING CAPACITIES (Without Bucket)

Notes: 1. Ratings are based on ISO 10567.

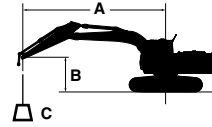
2. Lifting capacity does not exceed 75% of tipping load with the machine on firm, level ground or 87% full hydraulic capacity.

3. The load point is the center-line of the bucket pivot mounting pin on the arm.

4. *Indicates load limited by hydraulic capacity.

5. 0 m = Ground.

For lifting capacities, subtract bucket and quick hitch weight from lifting capacities without bucket.



A: Load radius

B: Load point height

C: Lifting capacity

ZX130 Type H14 Super Long Front

Rating over-front

Rating over-side or 360 degrees

Unit : kg

Conditions	Load point height m	Load radius													
		2.0 m		3.0 m		4.0 m		5.0 m		6.0 m		7.0 m		8.0 m	
Boom 7.93 m Arm 5.53 m Counterweight 3 360 kg Shoe 700 mm	10.0														
	9.0														
	8.0														
	7.0														
	6.0														
	5.0													1234*	1234*
	4.0											1455*	1455*	1377*	1377*
	3.0			3814*	3814*	2725*	2725*	2192*	2192*	1880*	1880*	1678*	1678*	1539*	1539*
	2.0			1568*	1568*	3561*	3561*	2697*	2697*	2215*	2214	1913*	1776	1710*	1452
	1.0			1005*	1005*	2915*	2915*	3163*	2557	2536*	2025	2144*	1643	1882*	1356
	0 (Ground)			1107*	1107*	2363*	2363*	3541*	2342	2817*	1868	2355*	1528	1958	1270
	-1.0	897*	897*	1398*	1398*	2368*	2368*	3562	2198	2778	1750	2257	1435	1882	1198
	-2.0	1328*	1328*	1763*	1763*	2603*	2603*	3466	2112	2691	1669	2184	1367	1823	1143
	-3.0	1750*	1750*	2174*	2174*	2964*	2832	3419	2068	2638	1621	2137	1322	1783	1105
	-4.0	2186*	2186*	2631*	2631*	3426*	2844	3406	2057	2615	1600	2111	1298	1760	1083
	-5.0	2651*	2651*	3140*	3140*	3983*	2883	3422	2071	2617	1601	2107	1294	1755	1078
-6.0	3158*	3158*	3718*	3718*	4664*	2946	3462	2108	2641	1623	2122	1309	1767	1090	
-7.0	3728*	3728*	4393*	4393*	4724*	3034	3528	2168	2687	1666	2159	1343	1799	1120	
-8.0	4385*	4385*	5215*	5021	4365*	3151	3565*	2253	2760	1733	2220	1400	1857	1175	
-9.0	5179*	5179*	4888*	4888*	3855*	3307	3166*	2371	2648*	1832	2218*	1492	1797*	1277	
-10.0					3102*	3102*	2536*	2536*	2053*	1990					

Conditions	Load point height m	Load radius										At max. reach		
		9.0 m		10.0 m		11.0 m		12.0 m		13.0 m				meter
Boom 7.93 m Arm 5.53 m Counterweight 3 360 kg Shoe 700 mm	10.0	1070*	1070*	705*	705*							704*	704*	10.0
	9.0			1101*	1101*							666*	666*	10.8
	8.0			1082*	1082*	1058*	984					641*	641*	11.4
	7.0	1065*	1065*	1098*	1098*	1136*	986					624*	624*	12.0
	6.0	1127*	1127*	1138*	1138*	1156*	973	1029*	788			614*	614*	12.4
	5.0	1213*	1213*	1200*	1154	1196*	949	1187	777			611*	611*	12.7
	4.0	1319*	1319*	1278*	1108	1251*	917	1167	758			613*	613*	13.0
	3.0	1439*	1275	1367*	1057	1317*	881	1142	734	785*	605	620*	592	13.1
	2.0	1568*	1203	1464*	1004	1298	843	1114	707	917*	590	633*	569	13.2
	1.0	1697*	1132	1465	952	1258	804	1087	680	942	574	651*	555	13.2
	0 (Ground)	1654	1068	1415	904	1221	769	1061	656	892*	560	676*	549	13.1
	-1.0	1596	1013	1371	862	1189	738	1039	635			708*	551	13.0
	-2.0	1551	969	1337	829	1164	714	1024	619			750*	562	12.8
	-3.0	1518	938	1312	806	1148	698	1016	612			804*	583	12.4
	-4.0	1500	921	1300	793	1142	693	937*	618			875*	617	12.0
	-5.0	1496	917	1300	794	1151	701					969*	667	11.5
-6.0	1509	930	1318	811							1098*	739	10.9	
-7.0	1543	961	1363	854							1288*	845	10.1	
-8.0	1610	1026									1575	1006	9.2	
-9.0											1788*	1275	8.0	
-10.0											1811*	1811*	6.5	

EQUIPMENT

ZX130 TYPE H14 SUPER LONG FRONT

Standard and optional equipment may vary by country, so please consult your Hitachi dealer for details.

● : Standard equipment

○ : Optional equipment

ENGINE	
Auto idle system	●
Cartridge-type engine oil filter	●
Cartridge-type fuel pre-filter	●
Cartridge-type fuel main filter	●
Double air filter	●
Dust-Proof indoor net	●
E-P control system	●
Engine warm-up device	●
Fan guard	●
Radiator reserve tank	●
Water separator	●
Pre-cleaner	○
50 A alternator	●

HYDRAULIC SYSTEM	
Control valve with main relief valve	●
High performance full-flow filter	●
Pilot filter	●
Suction filter	●
One extra port for control valve	●
Work mode selector	●

CAB	
All-weather sound suppressed steel cab	●
AM-FM radio with digital clock	●
Ashtray	●
Auto control air conditioner	○
Cab (Center pillar reinforced structure)	●
Drink holder	●
Electric double horn	●
Engine shut-off lever	●
Evacuation hammer	●
Floor mat	●
Footrest	●
Front window washer	●
Front windows on upper, lower and left side can be opened	●
Lower cab front guard	○
Upper cab front guard	○
Glove compartment	●
Intermittent windshield wipers	●
OPG top guard Level I (ISO10262) compliant cab	●
Pilot control shut-off lever	●
Rear tray	●
Seat belt	●
Seat : Fabric seat	●
Seat adjustment part : backrest, armrest, height and angle, slide forward / back	●
Short wrist control levers	●
Storage box	●
4 fluid-filled elastic mounts	●
24V cigarette lighter	●

MONITOR SYSTEM	
Alarm buzzers:	
Engine oil pressure and engine overheat	●
Meters:	
Hourmeter and trip-meter, engine coolant temperature gauge and fuel gauge.	●
Pilot lamps:	
Engine preheat, work light, auto-idle, auto-acceleration, digging mode and attachment mode.	●
Warning lamps:	
Alternator charge, air filter restriction and minimum fuel level.	●

LIGHTS	
Additional cab roof front lights	○
Additional boom light with cover	○
2 working lights	●

UPPER STRUCTURE	
Fuel level float	●
Gap filled radiator	●
Hydraulic oil level gauge	●
Tropical cover	●
Rear view mirror (right & left side)	●
Swing parking brake	●
Tool box	●
Undercover	●
Utility space	●
3 360 kg heavier counterweight	●
2 x 55 Ah batteries	●

UNDERCARRIAGE	
Bolt-on sprocket	●
Reinforced track links with pin seals	●
Reinforced upper 2 rollers	○
Reinforced idler bracket	○
Travel motor covers	●
6.0 mm track under cover	○
Reinforced track guard (1 unit each side)	●
Hydraulic track adjuster	●
Upper and Lower rollers	●
700 mm triple grouser shoes	●

FRONT ATTACHMENTS	
Centralized lubrication system	●
Dirt seal on all bucket pins	●
Flanged pin	●
HN bushing	●
Reinforced resin thrust plate	●
Link A	●
Link B	●
WC (tungsten-carbide) thermal spraying	●
0.19 m ³ bucket (ISO heaped)	●
7.93 m boom	●
5.53 m arm	●

MISCELLANEOUS	
Lockable fuel refilling cap	●
Lockable machine covers	●
Onboard information controller	●
Skid-resistant tapes, plates and handrails	●
Standard tool kit	●
Travel direction mark on track frame	●
Global e-Service	●

SPECIFICATIONS

ZX210LC-5G TYPE H15 / H18 SUPER LONG FRONT

ENGINE

Model	Isuzu CC-6BG1T
Type	4-cycle water-cooled, direct injection
Aspiration	Turbocharged, intercooled
No. of cylinders	6
Rated power	
ISO 9249, net	125 kW (168 HP) at 2 100 min ⁻¹ (rpm)
SAE J1349, net	125 kW (168 HP) at 2 100 min ⁻¹ (rpm)
Maximum torque	637 Nm (65 kgfm) at 1 800 min ⁻¹ (rpm)
Piston displacement ..	6.494 L
Bore and stroke	105 mm x 125 mm
Batteries	2 x 12 V / 88 Ah

HYDRAULIC SYSTEM

Hydraulic Pumps

Main pumps	2 variable displacement axial piston pumps
Maximum oil flow ..	2 x 212 L/min
Pilot pump	1 gear pump
Maximum oil flow ..	33.6 L/min

Hydraulic Motors

Travel	2 variable displacement axial piston motors
Swing	1 axial piston motor

Relief Valve Settings

Implement circuit	34.3 MPa (350 kgf/cm ²)
Swing circuit	26.8 MPa (273 kgf/cm ²)
Travel circuit	34.3 MPa (350 kgf/cm ²)
Pilot circuit	3.9 MPa (40 kgf/cm ²)
Power boost	38.0 MPa (388 kgf/cm ²)

Hydraulic Cylinders

	ZX210LC-5G H15			ZX210LC-5G H18		
	Quantity	Bore	Rod diameter	Quantity	Bore	Rod diameter
Boom	2	120 mm	85 mm	2	120 mm	85 mm
Arm	1	140 mm	100 mm	1	140 mm	100 mm
Bucket	1	100 mm	70 mm	1	100 mm	70 mm

UPPERSTRUCTURE

Revolving Frame

D-section frame skirt for resistance to deformation.

Swing Device

Axial piston motor with planetary reduction gear is bathed in oil. Swing circle is single-row. Swing parking brake is spring-set/hydraulic-released disc type.

Swing speed	13.5 min ⁻¹ (rpm)
Swing torque	56kNm (5 700 kgfm)

Operator's Cab

Independent spacious cab, 1 005 mm wide by 1 675 mm high, conforming to ISO* Standards.

* International Organization for Standardization

UNDERCARRIAGE

Tracks

Heat-treated connecting pins with dirt seals. Hydraulic (grease) track adjusters with shock-absorbing recoil springs.

Numbers of Rollers and Shoes on Each Side

Upper rollers	2
Lower rollers	8
Track shoes	49
Track guard	1

Travel Device

Each track driven by 2-speed axial piston motor. Parking brake is spring-set/hydraulic-released disc type. Automatic transmission system: High-Low.

Travel speeds	High : 0 to 5.5 km/h
	Low : 0 to 3.5 km/h

Maximum traction force .. 203 kN (20 700 kgf)

Gradeability

70% (35 degree) continuous

SERVICE REFILL CAPACITIES

Fuel tank	400.0 L
Engine coolant	23.0 L
Engine oil	25.0 L
Swing device	6.2 L
Travel device (each side)	6.8 L
Hydraulic system	240.0 L
Hydraulic oil tank	135.0 L

WEIGHTS AND GROUND PRESSURE

ZX210LC-5G TYPE H15 SUPER LONG FRONT

Equipped with 8.61 m boom, 5.98 m arm and 0.50 m³ bucket (ISO heaped), 6 600 kg counterweight.

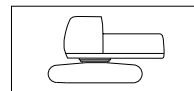
Shoe type	Shoe width	Operating weight	Ground pressure
Triple grouser	600 mm	23 400 kg	48 kPa (0.49 kgf/cm ²)
	700 mm	23 800 kg	42 kPa (0.43 kgf/cm ²)
	800 mm	24 000 kg	37 kPa (0.38 kgf/cm ²)

ZX210LC-5G TYPE H18 SUPER LONG FRONT

Equipped with 10.30 m boom, 7.36 m arm and 0.30 m³ bucket (ISO heaped), 6 600 kg counterweight.

Shoe type	Shoe width	Operating weight	Ground pressure
Triple grouser	800 mm	24 300 kg	38 kPa (0.39 kgf/cm ²)

Basic Machine Weight and Overall Width



Excluding front end attachment, additional counterweight, fuel, hydraulic oil, coolant, etc.
Including counterweight.

Shoe width	ZX210LC-5G H15		ZX210LC-5G H18	
	Weight	Overall Width	Weight	Overall Width
600 mm	18 400 kg	2 990 mm	—	—
700 mm	18 800 kg	3 090 mm	—	—
800 mm	19 100 kg	3 190 mm	19 100 kg	3 190 mm

BUCKET SPECIFICATIONS AND COMPATIBILITY

ZX210LC-5G

	Capacity ISO heaped	Width Without side cutters	Weight	Recommendation	
				ZX210LC-5G	
				H15	H18
Backhoe	0.50 m ³	890 mm	390 kg	⊙	
	0.30 m ³	580 mm	290 kg		⊙
Slope finishing	—	1 500 mm	430 kg	◇	
	—	1 500 mm	290 kg		◇
Max. weight				1 470 kg	830 kg

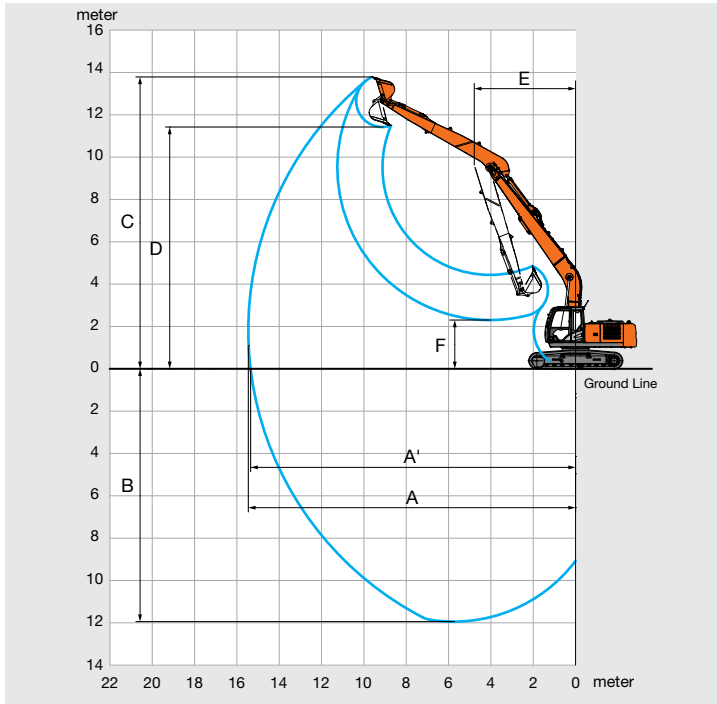
⊙ Suitable for materials with density of 1 800 kg/m³ or less

◇ Slope-finishing service

SPECIFICATIONS

ZX210LC-5G TYPE H15 SUPER LONG FRONT

WORKING RANGES

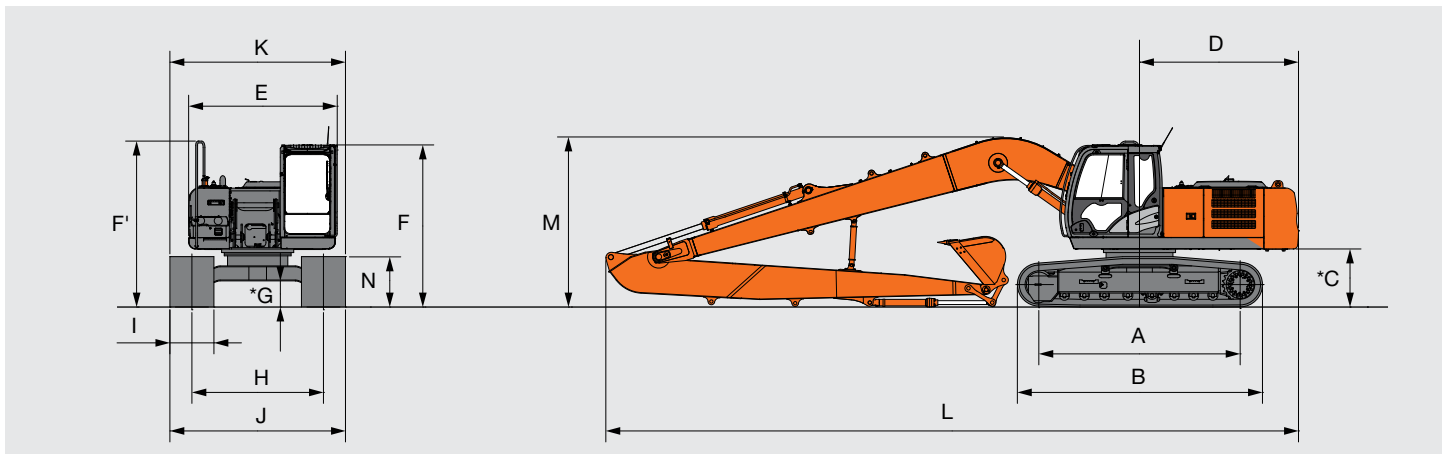


Unit: mm

	ZX210LC-5G TYPE H15
A Max. digging reach	15 460
A' Max. digging reach (on ground)	15 350
B Max. digging depth	11 940
C Max. cutting height	13 790
D Max. dumping height	11 420
E Min. swing radius	4 810
F Min. dumping height	2 300
Bucket digging force ISO	93 kN (9 500 kgf)
Bucket digging force SAE	81 kN (8 300 kgf)
Arm crowd force ISO	46 kN (4 700 kgf)
Arm crowd force SAE	45 kN (4 600 kgf)

•Excluding track shoe lug

DIMENSIONS



Unit: mm

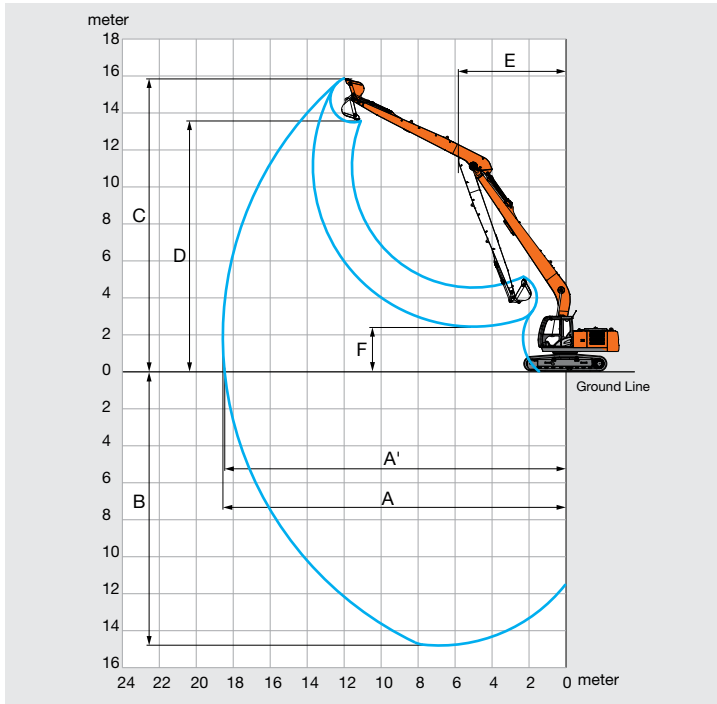
	ZX210LC-5G TYPE H15
A Distance between tumblers	3 660
B Undercarriage length	4 460
* C Counterweight clearance	1 030
D Rear-end swing radius	2 890
E Overall width of upperstructure	2 710
F Overall height of cab	2 950
F' Overall height of upperstructure	3 010
* G Min. ground clearance	450
H Track gauge	2 390
I Track shoe width	G600 / G700 / G800
J Undercarriage width	2 990 / 3 090 / 3 190
K Overall length	2 990 / 3 090 / 3 190
L Overall length	12 590
M Overall height	3 130
N Track height with triple grouser shoes	920

* Excluding track shoe lug

SPECIFICATIONS

ZX210LC-5G TYPE H18 SUPER LONG FRONT

WORKING RANGES

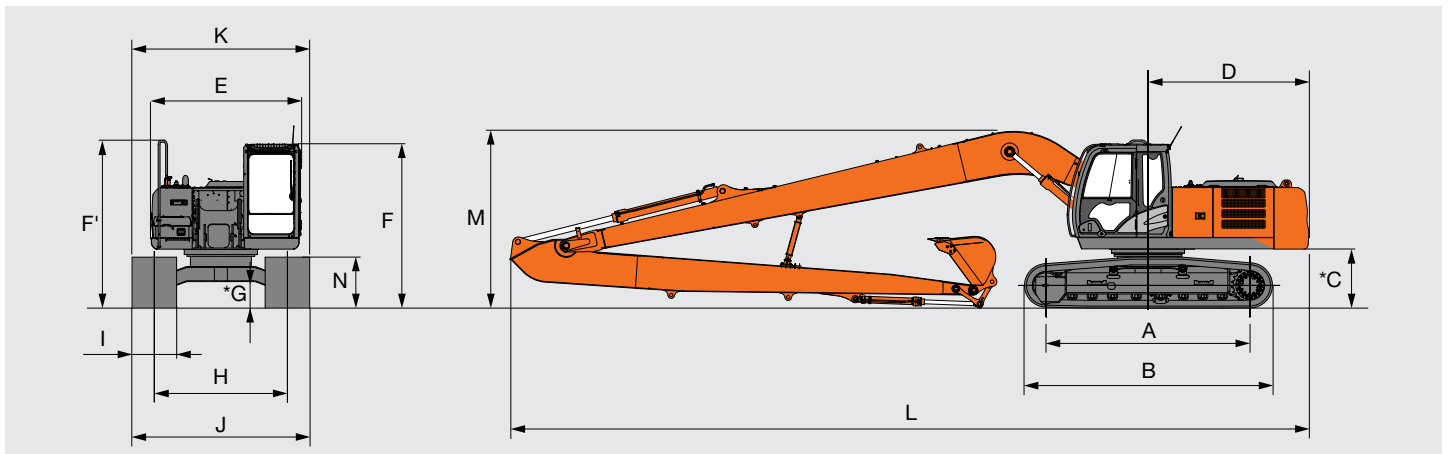


Unit: mm

	ZX210LC-5G TYPE H18
A Max. digging reach	18 340
A' Max. digging reach (on ground)	18 250
B Max. digging depth	14 720
C Max. cutting height	15 680
D Max. dumping height	13 320
E Min. swing radius	5 710
F Min. dumping height	2 370
Bucket digging force ISO	93 kN (9 500 kgf)
Bucket digging force SAE	82 kN (8 300 kgf)
Arm crowd force ISO	39 kN (4 000 kgf)
Arm crowd force SAE	38 kN (3 900 kgf)

•Excluding track shoe lug

DIMENSIONS



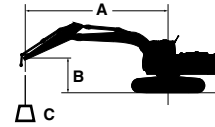
Unit: mm

	ZX210LC-5G TYPE H18
A Distance between tumblers	3 660
B Undercarriage length	4 460
* C Counterweight clearance	1 030
D Rear-end swing radius	2 890
E Overall width of upperstructure	2 710
F Overall height of cab	2 950
F' Overall height of upperstructure	3 010
* G Min. ground clearance	450
H Track gauge	2 390
I Track shoe width	G 800
J Undercarriage width	3 190
K Overall width	3 190
L Overall length	14 350
M Overall height	3 250
N Track height with triple grouser shoes	920

* Excluding track shoe lug

LIFTING CAPACITIES (Without Bucket)

- Notes: 1. Ratings are based on ISO 10567.
 2. Lifting capacity does not exceed 75% of tipping load with the machine on firm, level ground or 87% full hydraulic capacity.
 3. The load point is the center-line of the bucket pivot mounting pin on the arm.
 4. *Indicates load limited by hydraulic capacity.
 5. 0 m = Ground.



A: Load radius
 B: Load point height
 C: Lifting capacity

For lifting capacities, subtract bucket and quick hitch weight from lifting capacities without bucket.

ZX210LC-5G Type H15 Super Long Front

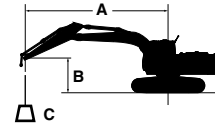
Rating over-front Rating over-side or 360 degrees Unit : kg

Conditions	Load point height m	Load radius											
		1.5 m		3.0 m		4.5 m		6.0 m		7.5 m		9.0 m	
Boom 8.61 m	10.5												
Arm 5.98 m	9.0												
Counterweight 6 600 kg	7.5												
Shoe 800 mm	6.0											*2 540	*2 540
	4.5									*3 150	*3 150	*2 860	*2 860
	3.0			*2 810	*2 810	*6 230	*6 230	*4 560	*4 560	*3 720	*3 720	*3 220	*3 220
	1.5					*5 270	*5 270	*5 510	*5 510	*4 300	4 110	*3 600	3 190
	0 (Ground)			*1 490	*1 490	*3 850	*3 850	*6 240	5 100	*4 800	3 830	*3 940	3 000
	-1.5	*1 640	*1 640	*2 240	*2 240	*4 010	*4 010	*6 700	4 850	*5 160	3 640	*4 210	2 860
	-3.0	*2 460	*2 460	*3 090	*3 090	*4 680	*4 680	*6 900	4 720	*5 370	3 520	*4 380	2 770
	-4.5	*3 310	*3 310	*4 030	*4 030	*5 670	*5 670	*6 880	4 700	*5 410	3 480	4 360	2 730
	-6.0	*4 230	*4 230	*5 120	*5 120	*6 970	*6 970	*6 630	4 750	*5 270	3 500	*4 320	2 750
	-7.5	*5 280	*5 280	*6 430	*6 430	*7 950	7 410	*6 130	4 860	*4 900	3 580	*3 990	2 820
	-9.0			*8 120	*8 120	*6 740	*6 740	*5 260	5 070	*4 180	3 740	*3 210	2 990
	-10.5					*4 790	*4 790	*3 680	*3 680				

Conditions	Load point height m	Load radius						At max. reach		
		10.5 m		12.0 m		13.5 m				meter
Boom 8.61 m	10.5	*1 780	*1 780					*1 060	*1 060	11.2
Arm 5.98 m	9.0	*2 250	*2 250	*1 350	*1 350			*1 000	*1 000	12.3
	7.5	*2 310	*2 310	*2 020	*2 020			*970	*970	13.0
Counterweight 6 600 kg	6.0	*2 450	*2 450	*2 410	2 310	*1 120	*1 120	*960	*960	13.6
	4.5	*2 660	*2 660	*2 530	2 240	*1 670	*1 670	*970	*970	14.0
Shoe 800 mm	3.0	*2 900	2 680	*2 690	2 150	*2 010	1 740	*990	*990	14.2
	1.5	*3 160	2 540	*2 860	2 060	*2 200	1 690	*1 040	*1 040	14.2
	0 (Ground)	*3 390	2 420	*3 010	1 980	*2 230	1 640	*1 100	*1 100	14.1
	-1.5	*3 580	2 320	3 020	1 920	*1 920	1 610	*1 190	*1 190	13.8
	-3.0	3 570	2 260	2 980	1 880			*1 320	*1 320	13.4
	-4.5	3 540	2 230	2 970	1 880			*1 510	*1 510	12.7
	-6.0	3 560	2 250					*1 810	*1 810	11.9
	-7.5	*3 130	2 340					*2 310	2 300	10.7
	-9.0							*3 110	2 940	9.15
	-10.5							*2 990	*2 990	6.94

LIFTING CAPACITIES (Without Bucket)

- Notes: 1. Ratings are based on ISO 10567.
 2. Lifting capacity does not exceed 75% of tipping load with the machine on firm, level ground or 87% full hydraulic capacity.
 3. The load point is the center-line of the bucket pivot mounting pin on the arm.
 4. *Indicates load limited by hydraulic capacity.
 5. 0 m = Ground.



A: Load radius
 B: Load point height
 C: Lifting capacity

For lifting capacities, subtract bucket and quick hitch weight from lifting capacities without bucket.

ZX210LC-5G Type H18 Super Long Front

Rating over-front Rating over-side or 360 degrees Unit : kg

Conditions	Load point height m	Load radius											
		1.5 m		3.0 m		4.5 m		6.0 m		7.5 m		9.0 m	
Boom 10.3 m	12.0												
Arm 7.36 m	10.5												
Counterweight 6 600 kg	9.0												
Shoe 800 mm	7.5												
	6.0												
	4.5											*2 150	*2 150
	3.0					*5 400	*5 400	*3 770	*3 770	*2 970	*2 970	*2 500	*2 500
	1.5					*2 680	*2 680	*4 620	*4 620	*3 500	*3 500	*2 860	*2 860
	0 (Ground)			*820	*820	*2 170	*2 170	*5 100	4 450	*3 970	3 390	*3 190	2 670
	-1.5	*1 100	*1 100	*1 370	*1 370	*2 350	*2 350	*4 410	4 130	*4 330	3 130	*3 460	2 480
	-3.0	*1 620	*1 620	*1 930	*1 930	*2 770	*2 770	*4 490	3 970	*4 580	2 970	*3 670	2 340
	-4.5	*2 150	*2 150	*2 510	*2 510	*3 330	*3 330	*4 920	3 910	*4 720	2 890	*3 810	2 270
	-6.0	*2 710	*2 710	*3 130	*3 130	*3 990	*3 990	*5 600	3 930	*4 750	2 870	3 840	2 240
	-7.5	*3 310	*3 310	*3 820	*3 820	*4 770	*4 770	*5 900	4 010	*4 680	2 910	*3 830	2 250
	-9.0	*3 960	*3 960	*4 600	*4 600	*5 730	*5 730	*5 600	4 140	*4 480	3 000	*3 690	2 320
	-10.5	*4 700	*4 700	*5 510	*5 510	*6 600	*6 600	*5 110	4 330	*4 120	3 140	*3 390	2 430
	-12.0			*6 630	*6 630	*5 540	*5 540	*4 350	*4 350	*3 510	3 360	*2 830	2 630

Conditions	Load point height m	Load radius										At max. reach		
		10.5 m		12.0 m		13.5 m		15.0 m		16.5 m				meter
Boom 10.3 m	12.0					*910	*910					*720	*720	13.7
Arm 7.36 m	10.5					*1 450	*1 450					*690	*690	14.7
Counterweight 6 600 kg	9.0					*1 460	*1 460	*1 100	*1 100			*670	*670	15.5
Shoe 800 mm	7.5			*1 530	*1 530	*1 520	*1 520	*1 490	*1 490			*660	*660	16.1
	6.0	*1 730	*1 730	*1 660	*1 660	*1 600	*1 600	*1 580	1 450	*760	*760	*660	*660	16.6
	4.5	*1 950	*1 950	*1 810	*1 810	*1 720	*1 720	*1 650	1 390	*1 090	*1 090	*670	*670	16.9
	3.0	*2 200	*2 200	*1 990	*1 990	*1 840	1 640	*1 740	1 330	*1 300	1 070	*690	*690	17.1
	1.5	*2 450	2 330	*2 170	1 890	*1 980	1 540	*1 840	1 260	*1 410	1 030	*730	*730	17.1
	0 (Ground)	*2 690	2 160	*2 350	1 760	*2 110	1 450	*1 930	1 200	*1 400	990	*770	*770	17.0
	-1.5	*2 900	2 010	*2 510	1 660	*2 230	1 370	1 980	1 150	*1 230	960	*830	*830	16.8
	-3.0	*3 070	1 900	*2 640	1 570	2 260	1 320	1 940	1 110			*900	*900	16.4
	-4.5	3 140	1 840	2 620	1 520	2 220	1 280	1 920	1 090			*1 010	1 010	15.9
	-6.0	3 110	1 810	2 600	1 500	2 210	1 270	*1 530	1 100			*1 150	1 090	15.2
	-7.5	3 130	1 820	2 610	1 520	2 240	1 300					*1 360	1 220	14.3
	-9.0	*3 090	1 880	*2 600	1 580							*1 680	1 410	13.2
	-10.5	*2 800	1 990									*2 250	1 740	11.8
	-12.0											*2 400	2 330	9.97

EQUIPMENT

ZX210LC-5G TYPE H15 / H18 SUPER LONG FRONT

Standard and optional equipment may vary by country, so please consult your Hitachi dealer for details.

● : Standard equipment

○ : Optional equipment

ENGINE	CAB	MONITOR SYSTEM	UNDERCARRIAGE
Air cleaner double filters ●	All-weather sound suppressed steel cab ●	Alarm buzzers: overheat, engine oil pressure, overload ●	Bolt-on sprocket ●
Auto idle system ●	AM-FM radio with 2 speakers ●	Alarms: overheat, engine warning, engine oil pressure, alternator, minimum fuel level, hydraulic filter restriction, air filter restriction, work mode, overload, etc ●	Reinforced track links with pin seals ●
Cartridge-type engine oil filter ●	Ashtray ●	Display of meters: water temperature, hour, fuel rate, clock ●	Travel motor covers ●
Cartridge-type fuel pre-filter ●	Auto control air conditioner ●	Other displays: work mode, auto-idle, glow, operating conditions, etc ●	Travel parking brake ●
Cartridge-type fuel main filter ●	AUX. terminal and storage ○	32 languages selection ●	9.0 mm reinforced track undercover ○
Dry-type air filter with evacuator valve (with air filter restriction indicator) ●	Cab (Center pillar reinforced structure) ●		Track guard (each side) and hydraulic track adjuster ●
ECO/PWR mode control ●	Drink holder (rear side) ●		Upper and lower rollers ●
Engine warm-up device ●	Drink holder with hot & cool (front side) ●		2 track guards ○
Fan guard ●	Electric double horn ●		4 tie down hooks ●
Water separator ●	Engine shut-off lever ●		600 / 700 mm triple grouser shoes (H15) ○
Pre-cleaner ○	Evacuation hammer ●		800 mm triple grouser shoes ●
Dust-Proof indoor net ●	Fire extinguisher bracket ○		
Radiator reserve tank ●	Floor mat ●	LIGHTS	
50 A alternator ●	Footrest ●	Additional cab roof front lights ○	FRONT ATTACHMENTS
	Front window washer ●	Additional boom light with cover ○	Centralized lubrication system ●
	Front windows on upper, lower and left side can be opened ●	2 working lights ●	Flanged pin ●
	Lower cab front guard ○		HN bushing ●
	Upper cab front guard ○		0.50 m ³ bucket (ISO heaped) (H15) ●
	Glove compartment ●		0.30 m ³ bucket (ISO heaped) (H18) ●
	Hot & cool box ●	UPPER STRUCTURE	5.98 m arm (H15) ●
	Intermittent windshield wipers ●	Electric fuel refilling pump ○	7.36 m arm (H18) ●
	Key cylinder light ●	Fuel level float ●	8.61 m boom (H15) ●
	LED room light with door courtesy ●	Hydraulic oil level gauge ●	10.30 m boom (H18) ●
	OPG top guard Level I (ISO10262) compliant cab ●	Rear view camera ○	
	Pilot control shut-off lever ●	Rear view mirror (right & left side) ●	
	Rear tray ●	Swing parking brake ●	
	Retractable seat belt ●	Tool box ●	
	Rubber radio antenna ●	Undercover ●	MISCELLANEOUS
	Seat : Fabric seat ●	Utility space ●	Lockable fuel refilling cap ●
	Seat : mechanical suspension seat ○	6 600 kg counterweight ●	Lockable machine covers ●
	Seat : air suspension seat with heater ○	2 x 88 Ah batteries ●	Onboard information controller ●
	Seat adjustment part : backrest, armrest, height and angle, slide forward / back ●		Skid-resistant tapes, plates and handrails ●
	Short wrist control levers ●		Standard tool kit ●
	4 fluid-filled elastic mounts ●		Travel direction mark on track frame ●
	24V cigarette lighter ●		Global e-Service ●

SPECIFICATIONS

ZX240LC-5G TYPE H18 / H20 SUPER LONG FRONT

ENGINE

Model	Isuzu CC-6BG1T
Type	4-cycle water-cooled, direct injection
Aspiration	Turbocharged, intercooled
No. of cylinders	6
Rated power	
ISO 9249, net	132 kW (177 HP) at 2 150 min ⁻¹ (rpm)
SAE J1349, net	132 kW (177 HP) at 2 150 min ⁻¹ (rpm)
Maximum torque	637 Nm (65 kgfm) at 1 800 min ⁻¹ (rpm)
Piston displacement ..	6.494 L
Bore and stroke	105 mm x 125 mm
Batteries	2 x 12 V / 88 Ah

HYDRAULIC SYSTEM

Hydraulic Pumps

Main pumps	2 variable displacement axial piston pumps
Maximum oil flow ..	2 x 223 L/min
Pilot pump	1 gear pump
Maximum oil flow ..	32.0 L/min

Hydraulic Motors

Travel	2 variable displacement axial piston motors
Swing	1 axial piston motor

Relief Valve Settings

Implement circuit	34.3 MPa (350 kgf/cm ²)
Swing circuit	25.5 MPa (260 kgf/cm ²)
Travel circuit	34.8 MPa (355 kgf/cm ²)
Pilot circuit	3.9 MPa (40 kgf/cm ²)
Power boost	38.0 MPa (388 kgf/cm ²)

Hydraulic Cylinders

	ZX240LC-5G H18			ZX240LC-5G H20		
	Quantity	Bore	Rod diameter	Quantity	Bore	Rod diameter
Boom	2	125 mm	90 mm	2	125 mm	90 mm
Arm	1	150 mm	105 mm	1	150 mm	105 mm
Bucket	1	100 mm	70 mm	1	100 mm	70 mm

UPPERSTRUCTURE

Revolving Frame

D-section frame skirt for resistance to deformation.

Swing Device

Axial piston motor with planetary reduction gear is bathed in oil. Swing circle is single-row. Swing parking brake is spring-set/hydraulic-released disc type.

Swing speed	11.0 min ⁻¹ (rpm)
Swing torque	61 kNm (6 210 kgfm)

Operator's Cab

Independent spacious cab, 1 005 mm wide by 1 675 mm high, conforming to ISO* Standards.

* International Organization for Standardization

UNDERCARRIAGE

Tracks

Heat-treated connecting pins with dirt seals. Hydraulic (grease) track adjusters with shock-absorbing recoil springs.

Numbers of Rollers and Shoes on Each Side

Upper rollers	2
Lower rollers	9
Track shoes	51
Track guard	1

Travel Device

Each track driven by 2-speed axial piston motor. Parking brake is spring-set/hydraulic-released disc type. Automatic transmission system: High-Low.

Travel speeds	High : 0 to 5.5 km/h
	Low : 0 to 3.4 km/h

Maximum traction force .. 222 kN (22 600 kgf)

Gradeability

70% (35 degree) continuous

SERVICE REFILL CAPACITIES

Fuel tank	510.0 L
Engine coolant	26.0 L
Engine oil	25.0 L
Swing device	9.1 L
Travel device (each side)	7.8 L
Hydraulic system	280.0 L
Hydraulic oil tank	156.0 L

WEIGHTS AND GROUND PRESSURE

ZX240LC-5G TYPE H18 SUPER LONG FRONT:

Equipped with 10.21 m boom, 7.51 m arm and 0.59 m³ bucket (ISO heaped), 8 340 kg counterweight.

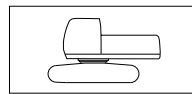
Shoe type	Shoe width	Operating weight	Ground pressure
Triple grouser	600 mm	27 300 kg	54 kPa (0.55 kgf/cm ²)
	700 mm	27 700 kg	47 kPa (0.48 kgf/cm ²)
	800 mm	28 000 kg	42 kPa (0.43 kgf/cm ²)

ZX240LC-5G TYPE H20 SUPER LONG FRONT:

Equipped with 11.32 m boom, 8.28 m arm and 0.36 m³ bucket (ISO heaped), 8 340 kg counterweight.

Shoe type	Shoe width	Operating weight	Ground pressure
Triple grouser	600 mm	27 500 kg	55 kPa (0.56 kgf/cm ²)
	700 mm	28 000 kg	48 kPa (0.48 kgf/cm ²)
	800 mm	28 300 kg	42 kPa (0.43 kgf/cm ²)

Basic Machine Weight and Overall Width



Excluding front end attachment, additional counterweight, fuel, hydraulic oil and coolant etc. Including counterweight.

ZX240LC-5G

Shoe width	ZX240LC-5G H18		ZX240LC-5G H20	
	Weight	Overall Width	Weight	Overall Width
600 mm	21 500 kg	3 190 mm	21 500 kg	3 190 mm
700 mm	21 900 kg	3 290 mm	21 900 kg	3 290 mm
800 mm	22 200 kg	3 390 mm	22 200 kg	3 390 mm

BUCKET SPECIFICATIONS AND COMPATIBILITY

ZX240LC-5G

	Capacity ISO heaped	Width Without side cutters	Weight	Recommendation ZX240LC-5G	
				H18	H20
				Backhoe	0.59 m ³
	0.36 m ³	660 mm	320 kg		⊙
Slope finishing	—	1 500 mm	360 kg	◇	
	—	1 500 mm	290 kg		◇
Max. weight				1 470 kg	1 050 kg

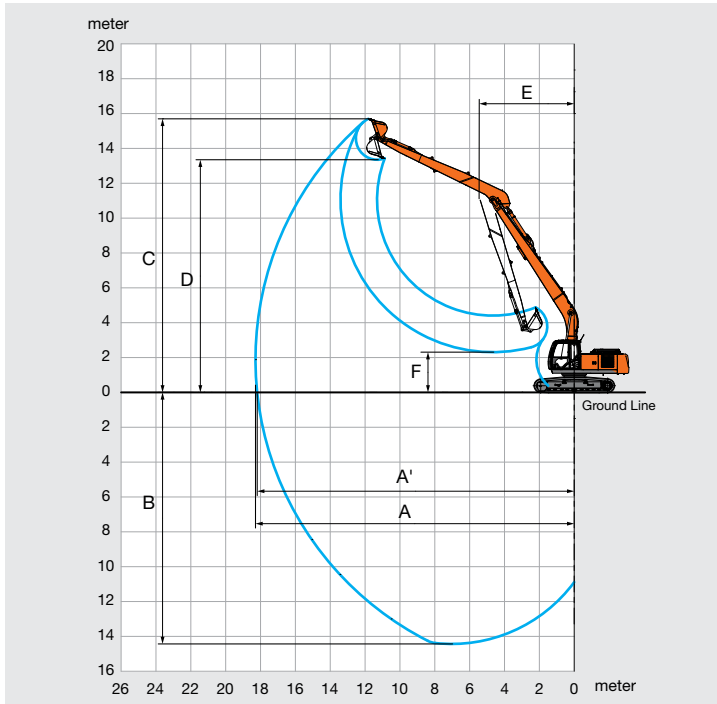
⊙ Suitable for materials with density of 1 800 kg/m³ or less

◇ Slope-finishing service

SPECIFICATIONS

ZX240LC-5G TYPE H18 SUPER LONG FRONT

WORKING RANGES

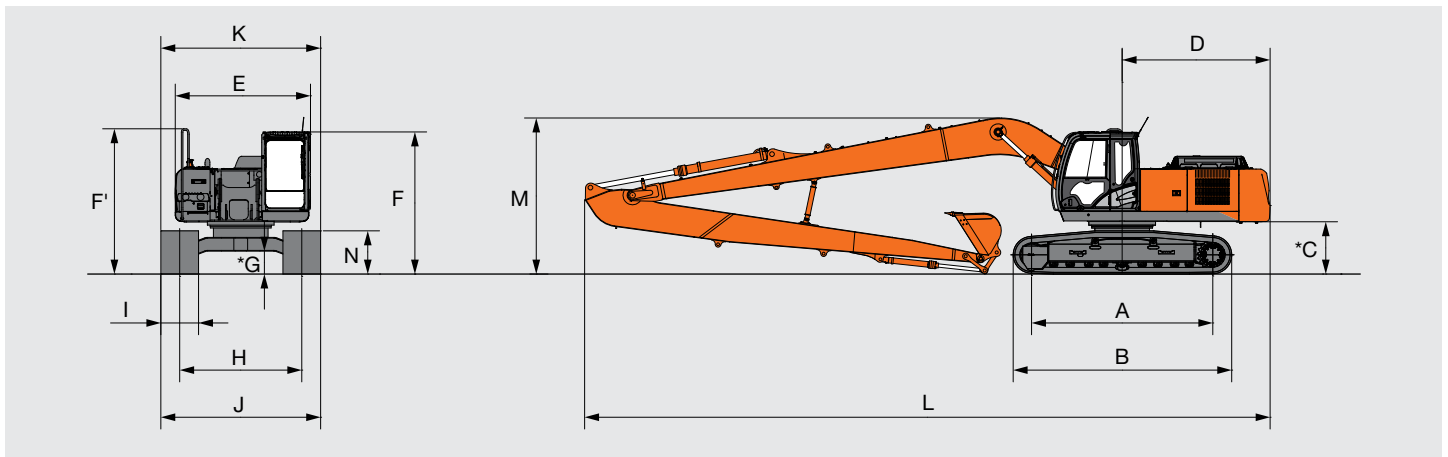


Unit: mm

	ZX240LC-5G TYPE H18
A Max. digging reach	18 290
A' Max. digging reach (on ground)	18 190
B Max. digging depth	14 430
C Max. cutting height	15 690
D Max. dumping height	13 350
E Min. swing radius	5 460
F Min. dumping height	2 310
Bucket digging force ISO	93 kN (9 500 kgf)
Bucket digging force SAE	82 kN (8 300 kgf)
Arm crowd force ISO	51 kN (5 200 kgf)
Arm crowd force SAE	50 kN (5 100 kgf)

•Excluding track shoe lug

DIMENSIONS



Unit: mm

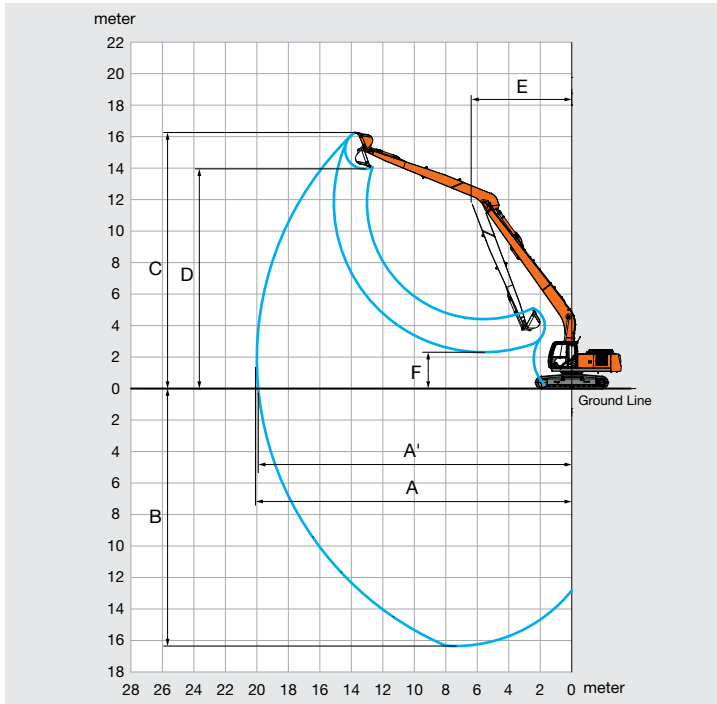
	ZX240LC-5G TYPE H18
A Distance between tumblers	3 845
B Undercarriage length	4 640
* C Counterweight clearance	1 080
D Rear-end swing radius	3 140
E Overall width of upperstructure	2 870
F Overall height of cab	3 010
F' Overall height of upperstructure	3 080
* G Min. ground clearance	460
H Track gauge	2 590
I Track shoe width	G600 / G700 / G800
J Undercarriage width	3 190 / 3 290 / 3 390
K Overall length	3 190 / 3 290 / 3 390
L Overall length	14 540
M Overall height	3 360
N Track height with triple grouser shoes	920

* Excluding track shoe lug

SPECIFICATIONS

ZX240LC-5G TYPE H20 SUPER LONG FRONT

WORKING RANGES

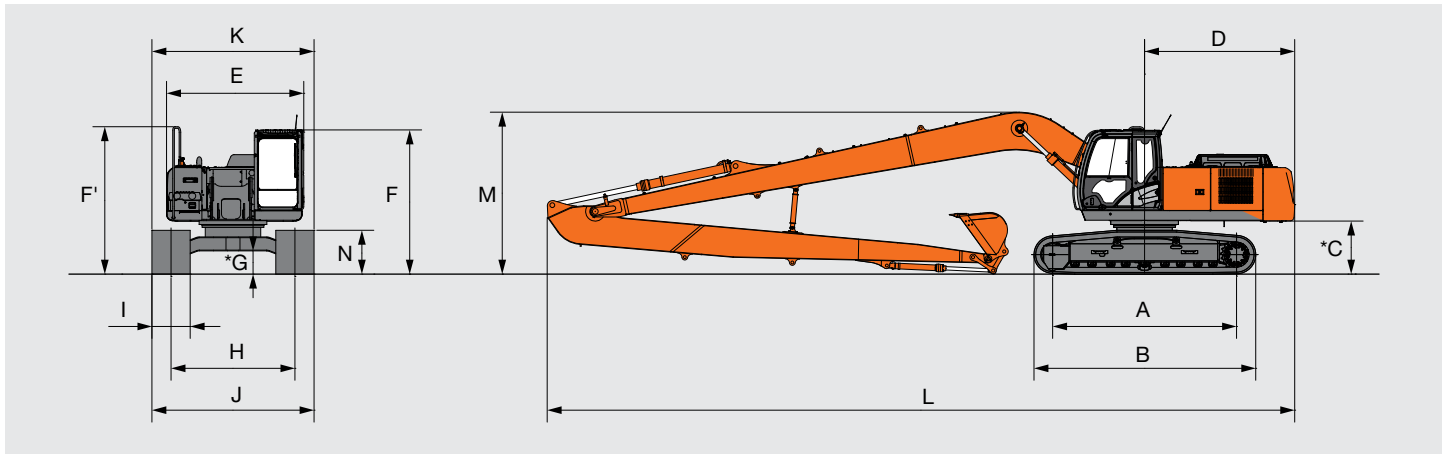


Unit: mm

	ZX240LC-5G TYPE H20
A Max. digging reach	20 000
A' Max. digging reach (on ground)	19 910
B Max. digging depth	16 350
C Max. cutting height	16 260
D Max. dumping height	13 950
E Min. swing radius	6 410
F Min. dumping height	2 310
Bucket digging force ISO	93 kN (9 500 kgf)
Bucket digging force SAE	82 kN (8 300 kgf)
Arm crowd force ISO	48 kN (4 900 kgf)
Arm crowd force SAE	47 kN (4 800 kgf)

•Excluding track shoe lug

DIMENSIONS



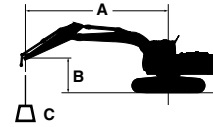
Unit: mm

	ZX240LC-5G TYPE H20
A Distance between tumblers	3 845
B Undercarriage length	4 640
* C Counterweight clearance	1 080
D Rear-end swing radius	3 140
E Overall width of upperstructure	2 870
F Overall height of cab	3 010
F' Overall height of upperstructure	3 080
* G Min. ground clearance	460
H Track gauge	2 590
I Track shoe width	G600 / G700 / G800
J Undercarriage width	3 190 / 3 290 / 3 390
K Overall length	3 190 / 3 290 / 3 390
L Overall length	15 630
M Overall height	3 450
N Track height with triple grouser shoes	920

* Excluding track shoe lug

LIFTING CAPACITIES (Without Bucket)

- Notes: 1. Ratings are based on ISO 10567.
 2. Lifting capacity does not exceed 75% of tipping load with the machine on firm, level ground or 87% full hydraulic capacity.
 3. The load point is the center-line of the bucket pivot mounting pin on the arm.
 4. *Indicates load limited by hydraulic capacity.
 5. 0 m = Ground.



A: Load radius
 B: Load point height
 C: Lifting capacity

For lifting capacities, subtract bucket and quick hitch weight from lifting capacities without bucket.

ZX240LC-5G Type H18 Super Long Front

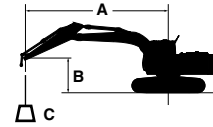
Rating over-front Rating over-side or 360 degrees Unit : kg

Conditions	Load point height m	Load radius												
		1.5 m		3.0 m		4.5 m		6.0 m		7.5 m		9.0 m		
Boom 10.21 m	12.0													
Arm 7.51 m	10.5													
Counterweight 8 340 kg	9.0													
Shoe 800 mm	7.5													
	6.0													
	4.5												*2 800	
	3.0						*6 760	*6 760	*4 810	*4 810	*3 840	*3 840	*3 270	*3 270
	1.5						*4 520	*4 520	*5 940	*5 940	*4 540	*4 540	*3 740	*3 740
	0 (Ground)			*1 560	*1 560	*3 500	*3 500	*6 840	6 670	*5 170	5 050	*4 180	*3 990	
	-1.5	*1 790	*1 790	*2 230	*2 230	*3 640	*3 640	*6 650	6 310	*5 650	4 760	*4 550	3 780	
	-3.0	*2 470	*2 470	*2 950	*2 950	*4 160	*4 160	*6 620	6 120	*5 990	4 580	*4 830	3 630	
	-4.5	*3 180	*3 180	*3 710	*3 710	*4 870	*4 870	*7 130	6 050	*6 190	4 480	*5 020	3 540	
	-6.0	*3 920	*3 920	*4 540	*4 540	*5 740	*5 740	*7 940	6 060	*6 240	4 460	*5 100	3 500	
	-7.5	*4 720	*4 720	*5 440	*5 440	*6 780	*6 780	*7 750	6 130	*6 160	4 490	*5 060	3 520	
	-9.0	*5 580	*5 580	*6 470	*6 470	*8 030	*8 030	*7 380	6 270	*5 920	4 590	*4 890	3 580	
	-10.5	*6 550	*6 550	*7 670	*7 670	*8 720	*8 720	*6 760	6 480	*5 460	4 740	*4 510	3 710	
	-12.0			*9 110	*9 110	*7 370	*7 370	*5 790	*5 790	*4 680	*4 680	*3 790	*3 790	

Conditions	Load point height m	Load radius										At max. reach		
		10.5 m		12.0 m		13.5 m		15.0 m		16.5 m				meter
Boom 10.21 m	12.0					*1 400	*1 400					*1 200	*1 200	13.7
Arm 7.51 m	10.5					*1 940	*1 940					*1 150	*1 150	14.7
Counterweight 8 340 kg	9.0			*1 910	*1 910	*1 960	*1 960	*1 660	*1 660			*1 130	*1 130	15.5
	7.5			*2 030	*2 030	*2 030	*2 030	*2 050	*2 050			*1 120	*1 120	16.1
	6.0	*2 280	*2 280	*2 200	*2 200	*2 150	*2 150	*2 120	*2 120	*1 200	*1 200	*1 130	*1 130	16.5
	4.5	*2 570	*2 570	*2 410	*2 410	*2 300	*2 300	*2 220	2 120	*1 630	*1 630	*1 150	*1 150	16.9
	3.0	*2 900	*2 900	*2 640	*2 640	*2 470	2 460	*2 340	2 050	*1 910	1 710	*1 190	*1 190	17.0
	1.5	*3 230	*3 230	*2 890	2 830	*2 640	2 350	*2 470	1 970	*2 050	1 670	*1 240	*1 240	17.1
	0 (Ground)	*3 550	3 250	*3 120	2 690	*2 820	2 250	*2 600	1 910	*2 040	1 620	*1 300	*1 300	17.0
	-1.5	*3 830	3 090	*3 330	2 570	*2 980	2 170	*2 710	1 850	*1 800	1 590	*1 390	*1 390	16.7
	-3.0	*4 060	2 970	*3 510	2 480	*3 110	2 110	2 780	1 810			*1 520	*1 520	16.3
	-4.5	*4 210	2 890	*3 630	2 430	3 180	2 070	2 760	1 790			*1 680	1 670	15.8
	-6.0	*4 290	2 860	*3 690	2 400	3 170	2 060	*2 180	1 800			*1 900	1 790	15.1
	-7.5	*4 270	2 870	*3 660	2 420	*3 150	2 080					*2 230	1 970	14.2
	-9.0	*4 110	2 930	*3 480	2 480							*2 750	2 240	13.1
	-10.5	*3 750	3 050									*3 200	2 700	11.7
-12.0											*3 350	*3 350	9.79	

LIFTING CAPACITIES (Without Bucket)

- Notes: 1. Ratings are based on ISO 10567.
 2. Lifting capacity does not exceed 75% of tipping load with the machine on firm, level ground or 87% full hydraulic capacity.
 3. The load point is the center-line of the bucket pivot mounting pin on the arm.
 4. *Indicates load limited by hydraulic capacity.
 5. 0 m = Ground.



A: Load radius
 B: Load point height
 C: Lifting capacity

For lifting capacities, subtract bucket and quick hitch weight from lifting capacities without bucket.

ZX240LC-5G Type H20 Super Long Front

Rating over-front Rating over-side or 360 degrees Unit : kg

Conditions	Load point height m	Load radius												
		1.5 m		3.0 m		4.5 m		6.0 m		7.5 m		9.0 m		
Boom 11.32 m	13.5													
Arm 8.28 m	12.0													
Counterweight 8 340 kg	10.5													
Shoe 800 mm	9.0													
	7.5													
	6.0													
	4.5													
	3.0						*6 220	*6 220	*4 250	*4 250	*3 290	*3 290	*2 740	*2 740
	1.5						*2 950	*2 950	*5 290	*5 290	*3 950	*3 950	*3 190	*3 190
	0 (Ground)						*2 500	*2 500	*5 330	*5 330	*4 530	*4 530	*3 600	*3 600
	-1.5	*1 510	*1 510	*1 720	*1 720	*2 720	*2 720	*4 730	*4 730	*4 990	4 310	*3 960	3 440	
	-3.0	*2 020	*2 020	*2 320	*2 320	*3 170	*3 170	*4 830	*4 830	*5 330	4 100	*4 250	3 260	
	-4.5	*2 580	*2 580	*2 930	*2 930	*3 730	*3 730	*5 240	*5 240	*5 560	3 990	*4 460	3 150	
	-6.0	*3 160	*3 160	*3 570	*3 570	*4 380	*4 380	*5 860	5 390	*5 680	3 950	*4 590	3 090	
	-7.5	*3 770	*3 770	*4 250	*4 250	*5 130	*5 130	*6 660	5 450	*5 700	3 970	*4 650	3 090	
	-9.0	*4 420	*4 420	*4 990	*4 990	*5 980	*5 980	*7 090	5 570	*5 620	4 030	*4 620	3 130	
-10.5	*5 120	*5 120	*5 820	*5 820	*6 970	*6 970	*6 770	5 740	*5 420	4 150	*4 470	3 220		
-12.0	*5 890	*5 890	*6 750	*6 750	*8 140	*8 140	*6 270	5 980	*5 060	4 330	*4 190	3 350		
-13.5			*7 810	*7 810	*7 050	*7 050	*5 500	*5 500	*4 460	*4 460	*3 670	3 570		
-15.0							*4 280	*4 280	*3 420	*3 420				

Conditions	Load point height m	Load radius												At max. reach			
		10.5 m		12.0 m		13.5 m		15.0 m		16.5 m		18.0 m				meter	
Boom 11.32 m	13.5													*1 030	*1 030	14.7	
Arm 8.28 m	12.0							*1 430	*1 430					*990	*990	15.8	
Counterweight 8 340 kg	10.5							*1 420	*1 420	*1 110	*1 110			*960	*960	16.7	
	9.0					*1 430	*1 430	*1 460	*1 460	*1 500	*1 500			*950	*950	17.4	
	7.5					*1 530	*1 530	*1 520	*1 520	*1 540	*1 540			*950	*950	17.9	
	Shoe 800 mm	6.0			*1 720	*1 720	*1 660	*1 660	*1 620	*1 620	*1 600	*1 600	*1 290	*1 290	*960	*960	18.3
		4.5	*2 080	*2 080	*1 920	*1 920	*1 810	*1 810	*1 730	*1 730	*1 680	*1 680	*1 600	1 390	*990	*990	18.6
		3.0	*2 390	*2 390	*2 150	*2 150	*1 980	*1 980	*1 860	*1 860	*1 780	1 620	*1 730	1 340	*1 020	*1 020	18.7
		1.5	*2 710	*2 710	*2 390	*2 390	*2 160	*2 160	*2 000	1 840	*1 880	1 550	*1 810	1 300	*1 060	*1 060	18.8
		0 (Ground)	*3 020	3 010	*2 620	2 490	*2 340	2 080	*2 140	1 750	*1 990	1 480	*1 880	1 250	*1 120	*1 120	18.7
		-1.5	*3 290	2 820	*2 830	2 340	*2 510	1 970	*2 270	1 670	*2 090	1 420	*1 850	1 220	*1 200	1 160	18.5
		-3.0	*3 530	2 670	*3 020	2 230	*2 660	1 880	*2 380	1 610	*2 180	1 380	*1 490	1 190	*1 290	1 180	18.1
		-4.5	*3 710	2 570	*3 170	2 150	*2 780	1 820	*2 480	1 560	2 210	1 350			*1 420	1 220	17.6
		-6.0	*3 830	2 520	*3 280	2 100	*2 870	1 790	2 510	1 540	2 210	1 340			*1 590	1 290	17.0
		-7.5	*3 900	2 510	*3 340	2 090	2 890	1 780	2 520	1 540					*1 830	1 400	16.2
-9.0		*3 880	2 530	*3 330	2 120	*2 880	1 810	*2 510	1 590					*2 170	1 560	15.3	
-10.5		*3 770	2 600	*3 220	2 180	*2 750	1 880							*2 590	1 800	14.0	
-12.0		*3 520	2 730	*2 950	2 310									*2 750	2 190	12.5	
-13.5	*3 000	2 930											*2 950	2 900	10.6		
-15.0													*3 170	*3 170	7.97		

EQUIPMENT

ZX240LC-5G TYPE H18 / H20 SUPER LONG FRONT

Standard and optional equipment may vary by country, so please consult your Hitachi dealer for details.

● : Standard equipment

○ : Optional equipment

ENGINE	CAB	MONITOR SYSTEM	UNDERCARRIAGE
Air cleaner double filters ●	All-weather sound suppressed steel cab ●	Alarm buzzers: overheat, engine oil pressure, overload ●	Bolt-on sprocket ●
Auto idle system ●	AM-FM radio with 2 speakers ●	Alarms: overheat, engine warning, engine oil pressure, alternator, minimum fuel level, hydraulic filter restriction, air filter restriction, work mode, overload, etc ●	Reinforced track links with pin seals ●
Cartridge-type engine oil filter ●	Ashtray ●	Display of meters: water temperature, hour, fuel rate, clock ●	Travel motor covers ●
Cartridge-type fuel pre-filter ●	Auto control air conditioner ●	Other displays: work mode, auto-idle, glow, operating conditions, etc ●	Travel parking brake ●
Cartridge-type fuel main filter ●	AUX. terminal and storage ○	32 languages selection ●	9.0 mm reinforced track undercover ○
Dry-type air filter with evacuator valve (with air filter restriction indicator) ●	Cab (Center pillar reinforced structure) ●		Track guard (each side) and hydraulic track adjuster ●
ECO/PWR mode control ●	Drink holder (rear side) ●		Upper and lower rollers ●
Engine warm-up device ●	Drink holder with hot & cool (front side) ●		2 track guards ○
Fan guard ●	Electric double horn ●		4 tie down hooks ●
Water separator ●	Engine shut-off lever ●		600 / 700 mm triple grouser shoes ○
Pre-cleaner ○	Evacuation hammer ●		800 mm triple grouser shoes ●
Dust-Proof indoor net ●	Fire extinguisher bracket ○		
Radiator reserve tank ●	Floor mat ●	LIGHTS	
50 A alternator ●	Footrest ●	Additional cab roof front lights ○	FRONT ATTACHMENTS
	Front window washer ●	Additional boom light with cover ○	Centralized lubrication system ●
	Front windows on upper, lower and left side can be opened ●	2 working lights ●	Flanged pin ●
	Lower cab front guard ○		HN bushing ●
HYDRAULIC SYSTEM	Upper cab front guard ○	UPPER STRUCTURE	0.59 m ³ bucket (ISO heaped)(H18) ●
Auto power lift ●	Glove compartment ●	Electric fuel refilling pump ○	0.36 m ³ bucket (ISO heaped)(H20) ●
Control valve with main relief valve ●	Hot & cool box ●	Fuel level float ●	7.51 m arm (H18) ●
High performance full-flow filter ●	Intermittent windshield wipers ●	Hydraulic oil level gauge ●	8.28 m arm (H20) ●
Pilot filter ●	Key cylinder light ●	Rear view camera ○	10.21 m boom (H18) ●
Power boost ●	LED room light with door courtesy ●	Rear view mirror (right & left side) ●	11.32 m boom (H20) ●
Suction filter ●	OPG top guard Level I (ISO10262) compliant cab ●	Swing parking brake ●	
One extra port for control valve ●	Pilot control shut-off lever ●	Tool box ●	MISCELLANEOUS
Work mode selector ●	Rear tray ●	Undercover ●	Lockable fuel refilling cap ●
	Retractable seat belt ●	Utility space ●	Lockable machine covers ●
	Rubber radio antenna ●	8 340 kg counterweight ●	Onboard information controller ●
	Seat : Fabric seat ●	2 x 88 Ah batteries ●	Skid-resistant tapes, plates and handrails ●
	Seat : mechanical suspension seat ○		Standard tool kit ●
	Seat : air suspension seat with heater ○		Travel direction mark on track frame ●
	Seat adjustment part : backrest, armrest, height and angle, slide forward / back ●		Global e-Service ●
	Short wrist control levers ●		
	4 fluid-filled elastic mounts ●		
	24V cigarette lighter ●		

SPECIFICATIONS

ZX330LC-5G TYPE H20 / H22 SUPER LONG FRONT

ENGINE

Model	Isuzu AA-6HK1X
Type	4-cycle water-cooled, direct injection
Aspiration	Turbocharged, intercooled
No. of cylinders	6
Rated power	
ISO 9249, net	184 kW (246 HP) at 2 000 min ⁻¹ (rpm)
SAE J1349, net	184 kW (246 HP) at 2 000 min ⁻¹ (rpm)
Maximum torque	873 Nm (89.0 kgfm) at 1 700 min ⁻¹ (rpm)
Piston displacement ..	7.790 L
Bore and stroke	115 mm x 125 mm
Batteries	2 x 12 V / 128 Ah

HYDRAULIC SYSTEM

Hydraulic Pumps

Main pumps	2 variable displacement axial piston pumps
Maximum oil flow ..	2 x 279 L/min
Pilot pump	1 gear pump
Maximum oil flow ..	32.8 L/min

Hydraulic Motors

Travel	2 variable displacement axial piston motors
Swing	1 axial piston motor

Relief Valve Settings

Implement circuit	34.3 MPa (350 kgf/cm ²)
Swing circuit	26.9 MPa (275 kgf/cm ²)
Travel circuit	34.8 MPa (355 kgf/cm ²)
Pilot circuit	3.9 MPa (40 kgf/cm ²)
Power boost	38.0 MPa (388 kgf/cm ²)

Hydraulic Cylinders

	ZX330LC-5G H20			ZX330LC-5G H22		
	Quantity	Bore	Rod diameter	Quantity	Bore	Rod diameter
Boom	2	145 mm	100 mm	2	145 mm	100 mm
Arm	1	170 mm	115 mm	1	170 mm	115 mm
Bucket	1	100 mm	70 mm	1	100 mm	70 mm

UPPERSTRUCTURE

Revolving Frame

D-section frame skirt for resistance to deformation.

Swing Device

Axial piston motor with planetary reduction gear is bathed in oil. Swing circle is single-row. Swing parking brake is spring-set/hydraulic-released disc type.

Swing speed	10.7 min ⁻¹ (rpm)
Swing torque	100 kNm (10 126 kgfm)

Operator's Cab

Independent spacious cab, 1 005 mm wide by 1 675 mm high, conforming to ISO* Standards.

* International Organization for Standardization

UNDERCARRIAGE

Tracks

Heat-treated connecting pins with dirt seals. Hydraulic (grease) track adjusters with shock-absorbing recoil springs.

Numbers of Rollers and Shoes on Each Side

Upper rollers	2
Lower rollers	8
Track shoes	48
Track guards	3

Travel Device

Each track driven by 2-speed axial piston motor. Parking brake is spring-set/hydraulic-released disc type. Automatic transmission system: High-Low.

Travel speeds	High : 0 to 4.9 km/h
	Low : 0 to 3.1 km/h
Maximum traction force ..	298 kN (30 400 kgf)
Gradeability	70% (35 degree) continuous

SERVICE REFILL CAPACITIES

Fuel tank	630.0 L
Engine coolant	35.0 L
Engine oil	36.0 L
Swing device	15.7 L
Travel device (each side)	9.2 L
Hydraulic system	340.0 L
Hydraulic oil tank	180.0 L

WEIGHTS AND GROUND PRESSURE

ZX330LC-5G TYPE H20 SUPER LONG FRONT:

Equipped with 11.69 m boom, 8.51 m arm and 0.59 m³ bucket (ISO heaped), 10 610 kg counterweight.

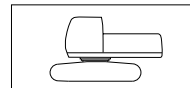
Shoe type	Shoe width	Operating weight	Ground pressure
Triple grouser	600 mm	36 800 kg	69 kPa (0.70 kgf/cm ²)
	700 mm	37 400 kg	60 kPa (0.61 kgf/cm ²)
	800 mm	37 800 kg	53 kPa (0.54 kgf/cm ²)

ZX330LC-5G TYPE H22 SUPER LONG FRONT:

Equipped with 12.54 m boom, 9.26 m arm and 0.40 m³ bucket (ISO heaped), 10 610 kg counterweight.

Shoe type	Shoe width	Operating weight	Ground pressure
Triple grouser	600 mm	36 900 kg	69 kPa (0.70 kgf/cm ²)
	700 mm	37 500 kg	60 kPa (0.61 kgf/cm ²)
	800 mm	37 800 kg	53 kPa (0.54 kgf/cm ²)

Basic Machine Weight and Overall Width



Excluding front end attachment, additional counterweight, fuel, hydraulic oil and coolant etc.
Including counterweight.

Shoe width	ZX330LC-5G H20		ZX330LC-5G H22	
	Weight	Overall width	Weight	Overall width
600 mm	28 900 kg	3 190 mm	28 900 kg	3 190 mm
700 mm	29 400 kg	3 290 mm	29 400 kg	3 290 mm
800 mm	29 800 kg	3 390 mm	29 800 kg	3 390 mm

BUCKET SPECIFICATIONS AND COMPATIBILITY

	Capacity ISO heaped	Width Without side cutters	Weight	Recommendation	
				ZX330LC-5G	
				H20	H22
Backhoe	0.59 m ³	950 mm	410 kg	⊙	
	0.40 m ³	720 mm	340 kg		⊙
Slope finishing	—	1 500 mm	360 kg	◇	
	—	1 500 mm	290 kg		◇
Max. weight				1 470 kg	1 050 kg

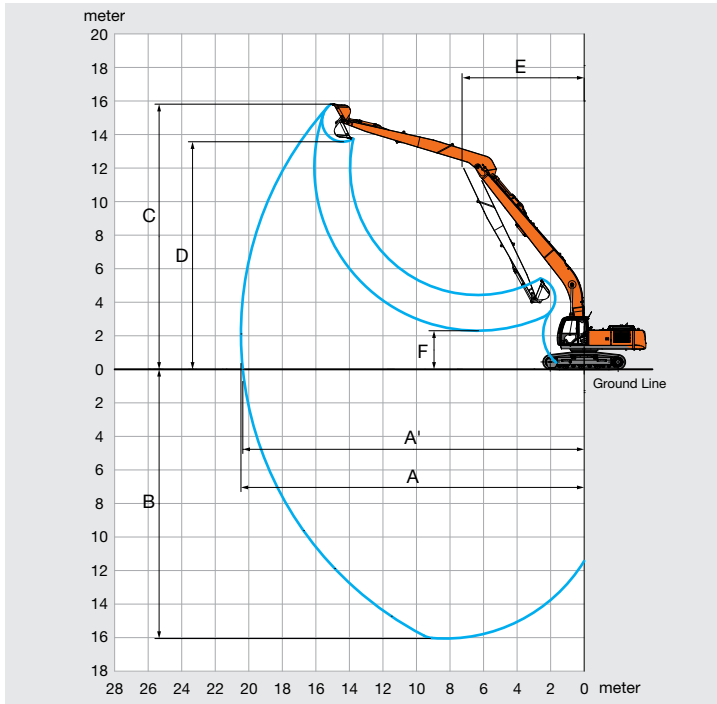
⊙ Suitable for materials with density of 1 800 kg/m³ or less

◇ Slope-finishing service

SPECIFICATIONS

ZX330LC-5G TYPE H20 SUPER LONG FRONT

WORKING RANGES

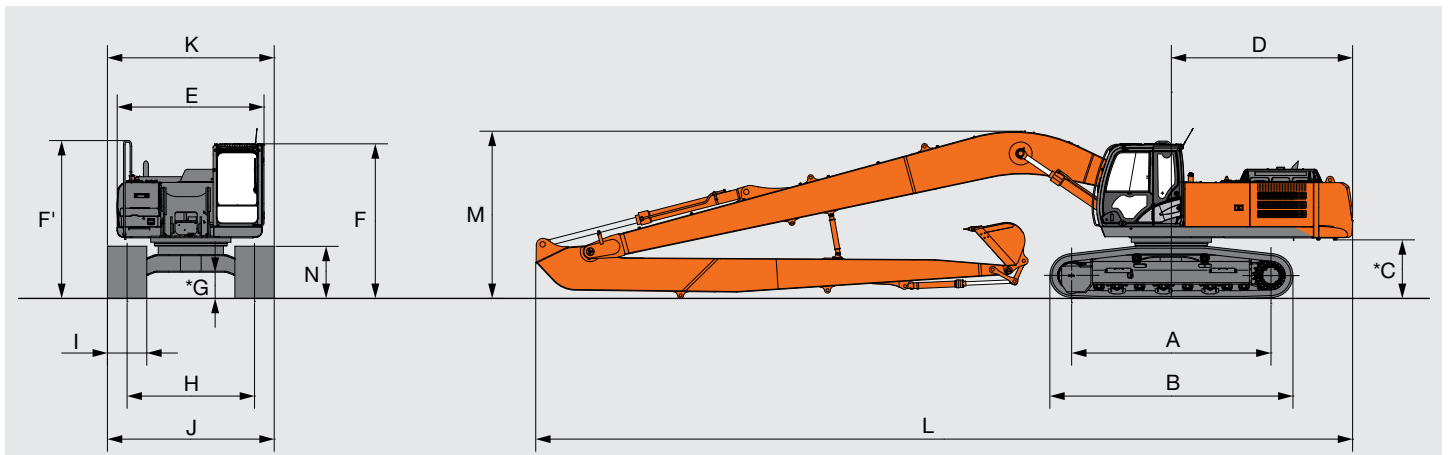


Unit: mm

	ZX330LC-5G TYPE H20
A Max. digging reach	20 470
A' Max. digging reach (on ground)	20 360
B Max. digging depth	16 050
C Max. cutting height	15 810
D Max. dumping height	13 570
E Min. swing radius	7 250
F Min. dumping height	2 300
Bucket digging force ISO	94 kN (9 600 kgf)
Bucket digging force SAE	82 kN (8 300 kgf)
Arm crowd force ISO	65 kN (6 600 kgf)
Arm crowd force SAE	64 kN (6 500 kgf)

•Excluding track shoe lug

DIMENSIONS



Unit: mm

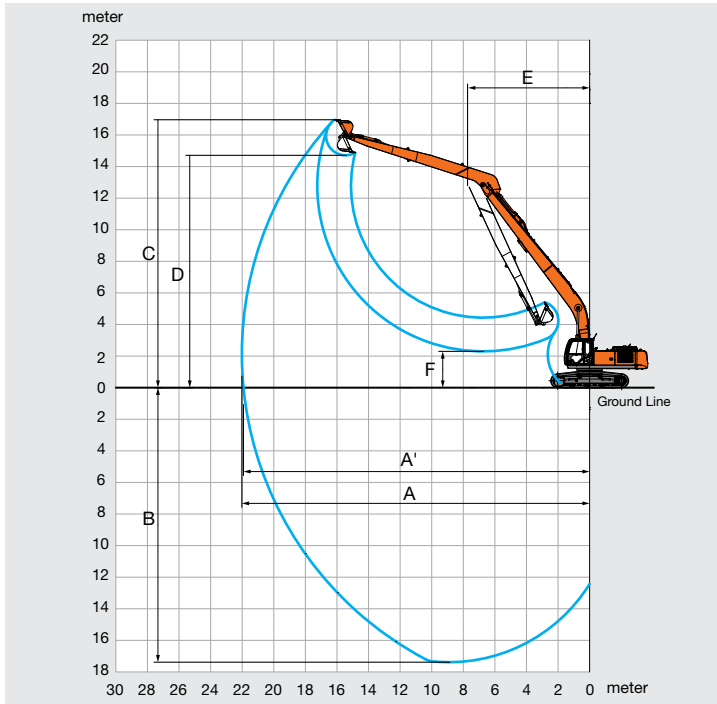
	ZX330LC-5G TYPE H20
A Distance between tumbler	4 050
B Undercarriage length	4 950
* C Counterweight clearance	1 160
D Rear-end swing radius	3 690
E Overall width of upperstructure	2 990
F Overall height of cab	3 160
F' Overall height of upperstructure	3 210
* G Min. ground clearance	500
H Track gauge	2 590
I Track shoe width	G600 / G700 / G800
J Undercarriage width	3 190 / 3 290 / 3 390
K Overall length	3 190 / 3 290 / 3 390
L Overall length	16 600
M Overall height	3 400
N Track height with triple grouser shoes	1 060

* Excluding track shoe lug

SPECIFICATIONS

ZX330LC-5G TYPE H22 SUPER LONG FRONT

WORKING RANGES

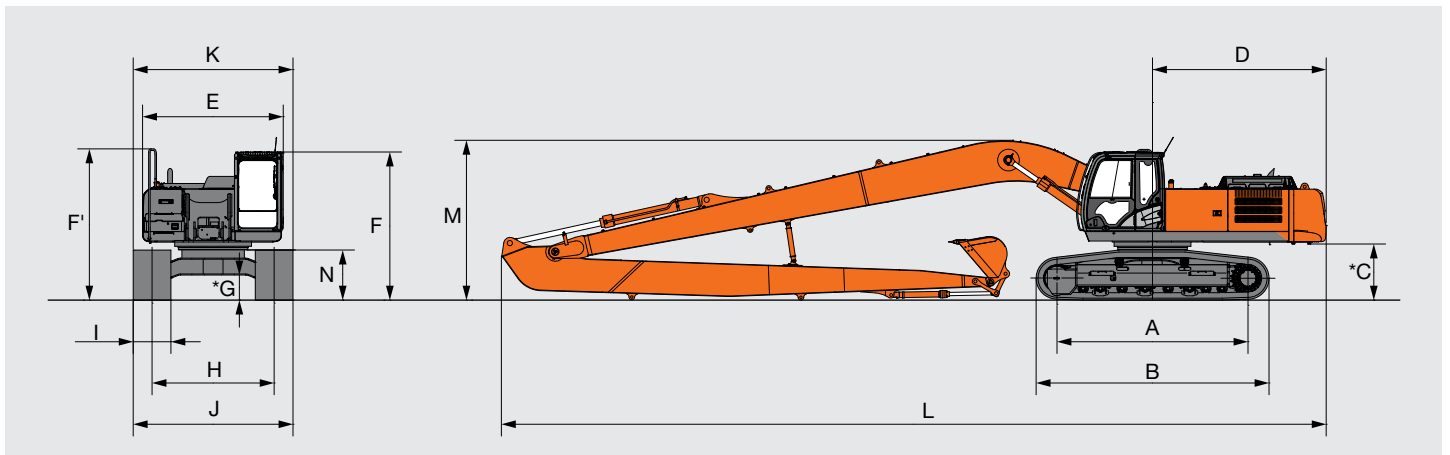


Unit: mm

	ZX330LC-5G TYPE H22
A Max. digging reach	22 020
A' Max. digging reach (on ground)	21 920
B Max. digging depth	17 380
C Max. cutting height	16 960
D Max. dumping height	14 710
E Min. swing radius	7 690
F Min. dumping height	2 300
Bucket digging force ISO	94 kN (9 600 kgf)
Bucket digging force SAE	82 kN (8 300 kgf)
Arm crowd force ISO	60 kN (6 100 kgf)
Arm crowd force SAE	59 kN (6 000 kgf)

•Excluding track shoe lug

DIMENSIONS



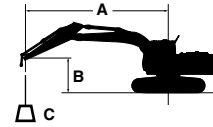
Unit: mm

	ZX330LC-5G TYPE H22
A Distance between tumblers	4 050
B Undercarriage length	4 950
* C Counterweight clearance	1 160
D Rear-end swing radius	3 690
E Overall width of upperstructure	2 990
F Overall height of cab	3 160
F' Overall height of upperstructure	3 210
* G Min. ground clearance	500
H Track gauge	2 590
I Track shoe width	G600 / G700 / G800
J Undercarriage width	3 190 / 3 290 / 3 390
K Overall length	3 190 / 3 290 / 3 390
L Overall length	17 500
M Overall height	3 390
N Track height with triple grouser shoes	1 060

* Excluding track shoe lug

LIFTING CAPACITIES (Without Bucket)

- Notes: 1. Ratings are based on ISO 10567.
 2. Lifting capacity does not exceed 75% of tipping load with the machine on firm, level ground or 87% full hydraulic capacity.
 3. The load point is the center-line of the bucket pivot mounting pin on the arm.
 4. *Indicates load limited by hydraulic capacity.
 5. 0 m = Ground.



A: Load radius
 B: Load point height
 C: Lifting capacity

For lifting capacities, subtract bucket and quick hitch weight from lifting capacities without bucket.

ZX330LC-5G Type H20 Super Long Front

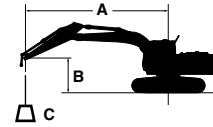
Rating over-front Rating over-side or 360 degrees Unit : kg

Conditions	Load point height m	Load radius											
		1.5 m		3.0 m		4.5 m		6.0 m		7.5 m		9.0 m	
Boom 11.69 m	12.0												
Arm 8.51 m	10.5												
Counterweight 10 610 kg	9.0												
Shoe 800 mm	7.5												
	6.0												
	4.5												
	3.0					*7 310	*7 310	*8 990	*8 990	*6 970	*6 970	*5 770	*5 770
	1.5					*4 010	*4 010	*9 830	9 290	*7 840	7 110	*6 370	5 640
	0 (Ground)			*1 980	*1 980	*3 690	*3 690	*7 070	*7 070	*8 540	6 490	*6 880	5 200
	-1.5	*2 660	*2 660	*2 800	*2 800	*4 040	*4 040	*6 530	*6 530	*9 020	6 060	*7 270	4 860
	-3.0	*3 240	*3 240	*3 580	*3 580	*4 650	*4 650	*6 710	*6 710	*9 290	5 800	*7 530	4 620
	-4.5	*3 930	*3 930	*4 360	*4 360	*5 380	*5 380	*7 260	*7 260	*9 360	5 660	*7 560	4 480
	-6.0	*4 650	*4 650	*5 160	*5 160	*6 200	*6 200	*8 030	7 640	*9 270	5 620	*7 480	4 410
	-7.5	*5 400	*5 400	*6 010	*6 010	*7 120	*7 120	*9 020	7 740	*9 020	5 650	*7 480	4 410
	-9.0	*6 190	*6 190	*6 910	*6 910	*8 140	*8 140	*10 190	7 920	*8 580	5 750	*7 190	4 470
	-10.5	*7 010	*7 010	*7 880	*7 880	*9 280	*9 280	*9 610	8 160	*7 940	5 920	*6 690	4 590
	-12.0			*8 930	*8 930	*10 390	*10 390	*8 410	*8 410	*7 020	6 150	*5 950	4 780
	-13.5					*8 160	*8 160	*6 780	*6 780	*5 720	*5 720	*4 830	*4 830

Conditions	Load point height m	Load radius												At max. reach		
		10.5 m		12.0 m		13.5 m		15.0 m		16.5 m		18.0 m				meter
Boom 11.69 m	12.0							*2 600	*2 600					*1 230	*1 230	16.5
Arm 8.51 m	10.5							*3 040	*3 040	*2 120	*2 120			*1 210	*1 210	17.3
Counterweight 10 610 kg	9.0							*3 110	*3 110	*2 730	2 720			*1 200	*1 200	17.9
Shoe 800 mm	7.5							*3 220	*3 220	*3 110	2 660	*1 850	*1 850	*1 210	*1 210	18.5
	6.0					*3 550	*3 550	*3 360	3 110	*3 210	2 580	*2 360	2 140	*1 230	*1 230	18.8
	4.5	*4 530	*4 530	*4 100	*4 100	*3 770	3 570	*3 520	2 970	*3 330	2 480	*2 750	2 070	*1 260	*1 260	19.1
	3.0	*4 970	4 960	*4 420	4 060	*4 010	3 370	*3 690	2 820	*3 450	2 380	*3 050	2 000	*1 300	*1 300	19.2
	1.5	*5 400	4 590	*4 730	3 800	*4 240	3 180	*3 870	2 680	*3 580	2 270	3 170	1 930	*1 360	*1 360	19.2
	0 (Ground)	*5 780	4 270	*5 020	3 560	*4 460	3 000	*4 030	2 550	3 560	2 170	3 100	1 860	*1 440	*1 440	19.1
	-1.5	*6 090	4 000	*5 260	3 360	4 630	2 850	3 990	2 430	3 470	2 090	3 040	1 800	*1 540	*1 540	18.9
	-3.0	6 290	3 810	5 270	3 200	4 500	2 720	3 890	2 340	3 400	2 020	*2 830	1 760	*1 660	*1 660	18.5
	-4.5	6 150	3 680	5 150	3 090	4 400	2 640	3 820	2 270	3 350	1 980	*1 960	1 750	*1 830	1 740	18.1
	-6.0	6 080	3 610	5 090	3 030	4 350	2 590	3 790	2 240	3 340	1 970			*2 040	1 830	17.4
	-7.5	6 060	3 600	5 070	3 010	4 340	2 580	3 790	2 250	*2 750	1 990			*2 340	1 980	16.6
	-9.0	6 110	3 640	5 110	3 050	4 380	2 620	3 840	2 300					*2 780	2 190	15.7
	-10.5	*5 710	3 730	*4 910	3 130	*4 190	2 710							*3 460	2 510	14.5
	-12.0	*5 060	3 900	*4 260	3 290									*3 740	3 010	13.0
	-13.5	*3 990	*3 990											*3 640	*3 640	11.1

LIFTING CAPACITIES (Without Bucket)

- Notes: 1. Ratings are based on ISO 10567.
 2. Lifting capacity does not exceed 75% of tipping load with the machine on firm, level ground or 87% full hydraulic capacity.
 3. The load point is the center-line of the bucket pivot mounting pin on the arm.
 4. *Indicates load limited by hydraulic capacity.
 5. 0 m = Ground.



A: Load radius
 B: Load point height
 C: Lifting capacity

For lifting capacities, subtract bucket and quick hitch weight from lifting capacities without bucket.

ZX330LC-5G Type H22 Super Long Front

Rating over-front Rating over-side or 360 degrees Unit : kg

Conditions	Load point height m	Load radius											
		1.5 m		3.0 m		4.5 m		6.0 m		7.5 m		9.0 m	
Boom 12.54 m	13.5												
Arm 9.26 m	12.0												
Counterweight 10 610 kg	10.5												
Shoe 800 mm	9.0												
	7.5												
	6.0												
	4.5												
	3.0			*5 500	*5 500	*8 660	*8 660	*6 600	*6 600	*5 470	*5 470	*4 680	*4 680
	1.5			*3 140	*3 140	*7 550	*7 550	*7 480	6 790	*6 030	5 410	*5 080	4 410
	0 (Ground)			*2 950	*2 950	*5 600	*5 600	*8 120	6 120	*6 510	4 920	*5 440	4 050
	-1.5	*2 280	*2 280	*3 280	*3 280	*5 230	*5 230	*8 570	5 660	*6 880	4 550	*5 740	3 760
	-3.0	*2 950	*2 950	*3 800	*3 800	*5 420	*5 420	*8 350	5 370	*7 130	4 290	*5 950	3 540
	-4.5	*3 610	*3 610	*4 410	*4 410	*5 870	*5 870	*8 420	5 220	7 190	4 130	5 850	3 400
	-6.0	*4 290	*4 290	*5 090	*5 090	*6 500	*6 500	*8 850	5 160	7 100	4 050	5 760	3 310
	-7.5	*4 990	*4 990	*5 840	*5 840	*7 260	7 130	*8 650	5 180	7 080	4 030	5 730	3 280
	-9.0	*5 730	*5 730	*6 650	*6 650	*8 160	7 280	*8 320	5 260	*6 950	4 070	5 750	3 300
	-10.5	*6 520	*6 520	*7 550	*7 550	*9 190	7 500	*7 620	5 400	*6 590	4 170	*5 640	3 360
-12.0	*7 360	*7 360	*8 550	*8 550	*8 600	7 780	*7 150	5 600	*6 060	4 320	*5 200	3 490	
-13.5	*8 280	*8 280	*9 050	*9 050	*7 390	*7 390	*6 220	5 870	*5 310	4 530	*4 540	3 670	
-15.0			*6 890	*6 890	*5 800	*5 800	*4 960	*4 960	*4 230	*4 230	*3 540	*3 540	

Conditions	Load point height m	Load radius												At max. reach		
		10.5 m		12.0 m		13.5 m		15.0 m		16.5 m		18.0 m				meter
Boom 12.54 m	13.5							*1 840	*1 840					*1 060	*1 060	17.4
Arm 9.26 m	12.0							*2 430	*2 430	*1 330	*1 330			*1 030	*1 030	18.3
Counterweight 10 610 kg	10.5							*2 640	*2 640	*2 010	*2 010			*1 020	*1 020	19.0
Shoe 800 mm	9.0							*2 700	*2 700	*2 480	2 250	*1 150	*1 150	*1 020	*1 020	19.6
	7.5					*2 910	*2 910	*2 790	2 650	*2 690	2 190	*1 710	*1 710	*1 020	*1 020	20.1
	6.0			*3 260	*3 260	*3 060	*3 060	*2 900	2 540	*2 770	2 110	*2 120	1 750	*1 040	*1 040	20.4
	4.5	*3 820	*3 820	*3 480	*3 480	*3 220	2 900	*3 020	2 420	*2 850	2 030	*2 430	1 690	*1 070	*1 070	20.7
	3.0	*4 120	3 940	*3 710	3 270	*3 390	2 740	*3 150	2 300	*2 950	1 930	*2 680	1 620	*1 100	*1 100	20.8
	1.5	*4 420	3 650	*3 930	3 050	*3 570	2 570	*3 280	2 170	*3 050	1 840	2 680	1 560	*1 150	*1 150	20.8
	0 (Ground)	*4 690	3 380	*4 140	2 850	*3 730	2 420	*3 400	2 060	2 990	1 750	2 620	1 500	*1 220	*1 220	20.7
	-1.5	*4 930	3 160	*4 330	2 670	3 830	2 280	3 330	1 950	2 910	1 680	2 570	1 440	*1 290	*1 290	20.5
	-3.0	5 040	2 980	4 300	2 530	3 720	2 170	3 240	1 870	2 850	1 620	2 530	1 410	*1 390	1 330	20.1
	-4.5	4 900	2 850	4 190	2 430	3 630	2 090	3 180	1 810	2 810	1 570	*1 930	1 390	*1 520	1 360	19.7
	-6.0	4 820	2 770	4 120	2 360	3 570	2 030	3 140	1 770	2 790	1 560			*1 680	1 430	19.1
	-7.5	4 780	2 740	4 090	2 330	3 550	2 010	3 130	1 760	2 800	1 570			*1 890	1 520	18.4
	-9.0	4 790	2 750	4 100	2 340	3 570	2 030	3 160	1 790					*2 180	1 670	17.5
	-10.5	4 850	2 800	4 150	2 390	3 630	2 090							*2 600	1 870	16.5
-12.0	*4 480	2 910	*3 860	2 500	*3 250	2 200							*3 160	2 170	15.2	
-13.5	*3 870	3 080	*3 200	2 670									*3 130	2 650	13.6	
-15.0													*2 990	*2 990	11.7	

EQUIPMENT

ZX330LC-5G TYPE H20 / H22 SUPER LONG FRONT

Standard and optional equipment may vary by country, so please consult your Hitachi dealer for details.

● : Standard equipment

○ : Optional equipment

ENGINE	CAB	MONITOR SYSTEM	UNDERCARRIAGE
Air cleaner double filters ●	All-weather sound suppressed steel cab ●	Alarm buzzers: overheat, engine oil pressure, overload ●	Bolt-on sprocket ●
Auto idle system ●	AM-FM radio with 2 speakers ●	Alarms: overheat, engine warning, engine oil pressure, alternator, minimum fuel level, hydraulic filter restriction, air filter restriction, work mode, overload, etc ●	Reinforced track links with pin seals ●
Cartridge-type engine oil filter ●	Ashtray ●	Display of meters: water temperature, hour, fuel rate, clock ●	Travel motor covers ●
Cartridge-type fuel pre-filter ●	Auto control air conditioner ●	Other displays: work mode, auto-idle, glow, operating conditions, etc ●	Travel parking brake ●
Cartridge-type fuel main filter ●	AUX. terminal and storage ○	32 languages selection ●	9.0 mm reinforced track undercover ○
Dry-type air filter with evacuator valve (with air filter restriction indicator) ●	Cab (Center pillar reinforced structure) ●		Track guard (each side) and hydraulic track adjuster ●
ECO/PWR mode control ●	Drink holder (rear side) ●		Upper and lower rollers ●
Engine warm-up device ●	Drink holder with hot & cool (front side) ●		3 track guards ●
Fan guard ●	Electric double horn ●		4 tie down hooks ●
Water separator ●	Engine shut-off lever ●		600 / 700 mm triple grouser shoes ○
Pre-cleaner ○	Evacuation hammer ●		800 mm triple grouser shoes ●
Dust-Proof indoor net ●	Fire extinguisher bracket ○		
Radiator reserve tank ●	Floor mat ●	LIGHTS	
50 A alternator ●	Footrest ●	Additional cab roof front lights ○	FRONT ATTACHMENTS
	Front window washer ●	Additional boom light with cover ○	Centralized lubrication system ●
	Front windows on upper, lower and left side can be opened ●	2 working lights ●	Flanged pin ●
	Lower cab front guard ○		HN bushing ●
	Upper cab front guard ○	UPPER STRUCTURE	0.59 m ³ bucket (ISO heaped) (H20) ●
	Glove compartment ●	Electric fuel refilling pump ○	0.40 m ³ bucket (ISO heaped) (H22) ●
	Hot & cool box ●	Fuel level float ●	8.51 m arm (H20) ●
	Intermittent windshield wipers ●	Hydraulic oil level gauge ●	9.26 m arm (H22) ●
	Key cylinder light ●	Rear view camera ○	11.69 m boom (H20) ●
	LED room light with door courtesy ●	Rear view mirror (right & left side) ●	12.54 m boom (H22) ●
	OPG top guard Level I (ISO10262) compliant cab ●	Swing parking brake ●	
	Pilot control shut-off lever ●	Tool box ●	MISCELLANEOUS
	Rear tray ●	Undercover ●	Lockable fuel refilling cap ●
	Retractable seat belt ●	Utility space ●	Lockable machine covers ●
	Rubber radio antenna ●	10 610 kg counterweight ●	Onboard information controller ●
	Seat : Fabric seat ●	2 x 128 Ah batteries ●	Skid-resistant tapes, plates and handrails ●
	Seat : mechanical suspension seat ○		Standard tool kit ●
	Seat : air suspension seat with heater ○		Travel direction mark on track frame ●
	Seat adjustment part : backrest, armrest, height and angle, slide forward / back ●		Global e-Service ●
	Short wrist control levers ●		
	4 fluid-filled elastic mounts ●		
	24V cigarette lighter ●		

Before using a machine with a satellite communication system, please make sure that the satellite communication system complies with local regulations, safety standards and legal requirements. If not so, please make modifications accordingly.

These specifications are subject to change without notice.

Illustrations and photos show the standard models, and may or may not include optional equipment, accessories, and all standard equipment with some differences in color and features.

Before use, read and understand the Operator's Manual for proper operation.